

Investor Presentation

30 September 2011

Abu Dhabi: October 2011

Table of contents

	<i>Pages</i>
▪ ADIB at a glance	3
▪ Focus on network expansion continues	4
▪ An award winning Islamic Bank	5-6
▪ Financial targets over the medium term	7
▪ Salient features of 30 Sep 2011 results	8
▪ 30 Sep 2011 - Balance sheet highlights	9
▪ YTD 30 Sep 2011 - Income statement highlights	10
▪ Consolidated Income Statement	11
▪ Key income parameters - Group	12
▪ Key income parameters - Bank only	13
▪ Consolidated Balance Sheet	14
▪ Balance Sheet Strength	15
▪ Assets and Liquidity	16
▪ Customer Financing	17
▪ Customers' Deposits	18
▪ NPAs, Credit Provisions and Impairments - Group	19
▪ Capital Adequacy	20
▪ Shareholders' Return	21
▪ Outlook - 2011	22
▪ Executive Management Biographies	24-27

ADIB at a glance

Overview

- Incorporated in **1997** to serve as first Islamic Bank in the Emirate of Abu Dhabi.
- Owned (40 %) by Emirates International Investment Co. LLC.
- Listed on Abu Dhabi Securities Exchange (ADX).

Credit Rating

	<u>Fitch</u> (Re-affirmed 21 Dec 2010)	<u>Moody's</u> (Re-affirmed 21 Feb 2010)
LT	A+	A-2
ST	F1	P-1
Outlook	Stable	Stable

Presence

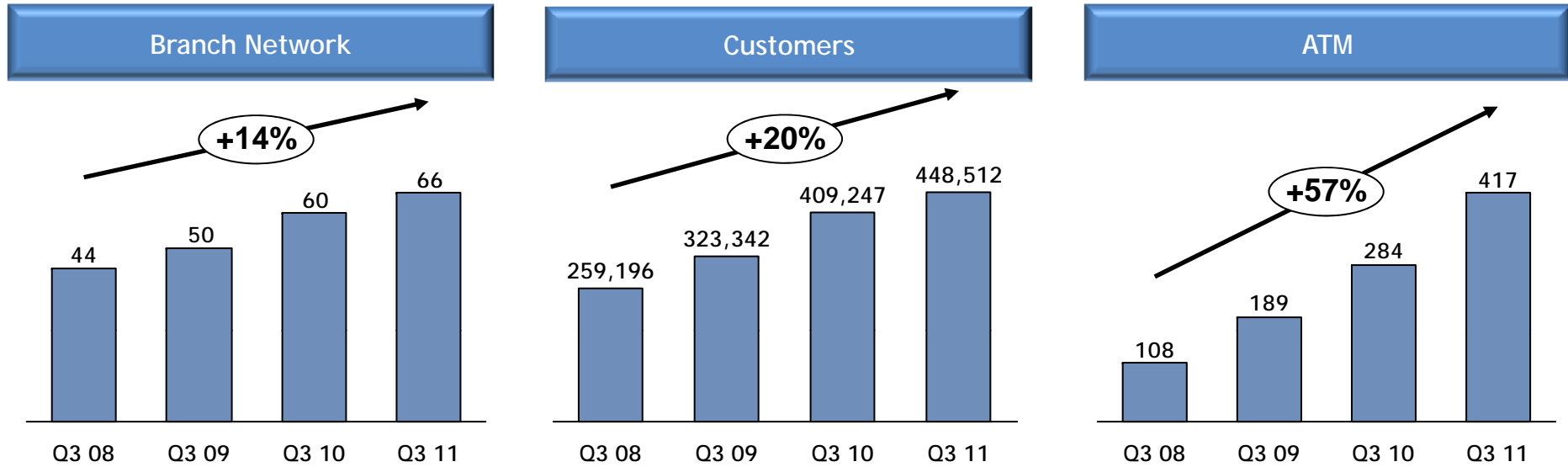
- UAE - 66 Branches, Iraq - 1 Branch
- 417 ATMs in all the 7 emirates

Stock Info (Price and Ratio as of 30 Sep 2011)

Market Cap (Price @ 3.21 AED)	AED 7.6 bn (US\$2.1 bn)
EPS / share (AED) - Annualized	0.479
PE Ratio	6.7 times
Price / Book Ratio	0.90
Shares Issued (@ AED 1)	2,365 Mn

Focus on networking expansion continues

ADIB continues to investment in coverage during the downturn



- 66 Branches in 11 years.
- 20% CAGR growth in Customers from Q3 2008 to Q3 2011 to reach at 448,512 customers.
- ATM revamped; 57% CAGR growth in machines from 108 in Q3 2008 to 417 in Q3 2011.
- Service Quality ranking improved from 24th in 2007 to 1st in 2011.
- Introduced '24 Hour' Banking; '10 to 10' Banking and 'Anywhere' Banking.
- Co- branded card for Etihad Airlines.
- Launched Diamond proposition.
- Launched new brand identity in line with its vision to become a top tier global Islamic financial services group and to deliver on its mission of providing "Islamic financial solutions for the Global community".

An award winning Islamic Bank

Franchise Awards



"Best Islamic Bank 2010" in the Middle East by Bankers Middle East
June 2010



"Best Islamic Bank" award by Islamic Business & Finance
December 2010



"Best Islamic Bank" in the UAE
November 2010



"Best Islamic Bank" in the UAE by Islamic Finance News 2010
January 2011



Best Islamic Bank in 2011 in the UAE by Global finance
September 2010



"Best Islamic Bank 2011" in the Middle East by Bankers Middle East
June 2011



"Fastest Growing Bank in the UAE in 2011" by Banker Middle East
June 2011



Institutional Excellence Award
November 2010

An award winning Islamic Bank

Product & Marketing



"Best Savings Account 2010" in the Middle East for ADIB's GHINA savings account
April 2010



"Best Islamic Branding" award by Islamic Business & Finance
December 2010



"Best Deal in the UAE" by Islamic Finance News 2010 (Emirates Steel)
January 2011



"Best SME Card" award by Banker Middle East Product Award
March 2011

Human resources development



Emirates Institute of Banking & Financial Studies HRD Award for Emiratisation

February 2010

An award winning Islamic Bank

Customer Services Awards



Number 1 bank in Customer service in the UAE by Ethos Consultancy

October 2011



Most improved bank for Service Excellence

October 2010



Best Bank - Call Centre Performance

October 2010



"Best Private Sector Customer Service Team" by The International Customer Service Institute (TICSI)

July 2010



"Best Ladies Banking Service"

By Banker Middle East Product Award

March 2011

Financial targets over the medium term

1

ROASE of 20%

2

Cost to Income Ratio of less than 35%

3

Earnings increase of 15% p.a.

Salient features of Q3 / YTD 2011 results

1

Group net profit for 9 months 2011 was AED 938.9 Mn vs. AED 909.5 Mn in 9 months 2010, an increase of 3.2%.

2

Group operating profit ("margin") for 9 months 2011 was AED 1,485.0 Mn vs. AED 1,314.9 Mn for 9 months 2010, an increase of 12.9%.

3

Balance sheet footing stands at AED 74.2 Bn vs. AED 71.2 Bn at 30 Sep 2010, growth of 4.2%.

4

Deposits increased by 1% y-o-y to reach AED 54.4 Bn, with Advances to Deposits ratio at 89.1%.

5

Total Capital Adequacy Ratio under Basel II remains strong at 16.33% and Tier 1 Ratio of 13.39% at 30 Sep 2011, comfortably above the CB UAE requirements of 12% and 8% respectively.

6

Total credit provisions reached AED 2.7 Bn at the end of Q3 2011, which amounts to 5.3% of the Gross Customer Financing assets.

7

Overall, a solid set of results in challenging economic and market conditions.

30 September 2011 - Balance sheet highlights

	30 Sep '10 AED Bn	30 Sep '11 AED Bn	% chg	
Total Assets	71.2	74.2	↑ 4%	■ Total Assets increased by 4% over Q3 2010 to reach AED 74.2 bn.
Net Customer Financing	47.2	48.4	↑ 3%	■ Customer financing increased by 3% from Q3 2010 to reach AED48.4 bn.
Customers' Deposits	54.0	54.4	↑ 1%	■ Customer deposits showed a growth of 1% over Q3 2010 and Advances to Stable Funds Ratio at 30 Sep 2011 was 84.6%.
Total Equity	8.1	8.5	↑ 5%	■ Capital adequacy ratio at 30 Sep 2011 was 16.33% - Basel II, well above the Central Bank of UAE requirement of 12%.
Total Capital Resources	13.2	16.4	↑ 24%	■ Capital resources reached AED 16.4 bn, up 24% over Q3 2010.

YTD 30 September 2011 - Income statement highlights

	YTD 2010 AED Mn	YTD 2011 AED Mn	% chg	
Revenues	2,235.1	2,541.7	↑ 14%	<ul style="list-style-type: none"> Revenues up by 14% on the back of higher net revenue from funds (up 10%) and fees & commission (up 32%).
Expenses	920.2	1,056.7	↑ 15%	<ul style="list-style-type: none"> Expenses up by 15% mainly due to continuous investment in our franchise, network, systems and people.
Operating profit - Margin	1,314.9	1,485.0	↑ 13%	<ul style="list-style-type: none"> Operating profit -Margin up by 13%
Provision for impairment	405.4	546.1	↑ 35%	<ul style="list-style-type: none"> Provision for impairment up by 35%. The Bank continues its conservative approach to provisioning.
Net profit	909.5	938.9	↑ 3%	<ul style="list-style-type: none"> Net profit up by 3% on continued growth in core operations while maintaining prudent risk policies.

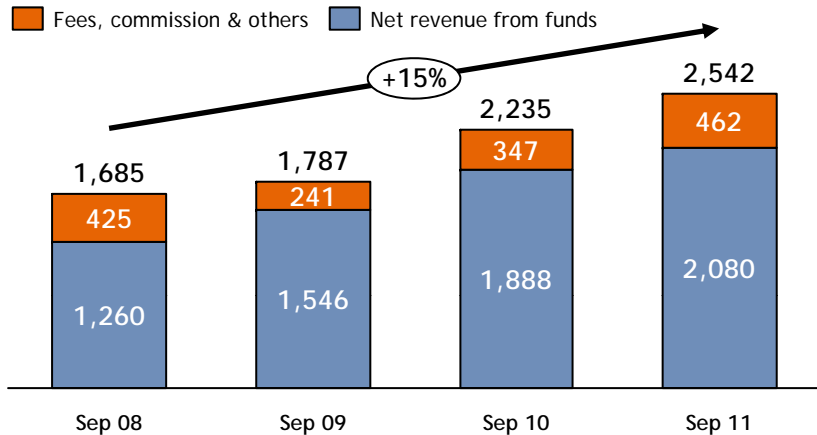
Consolidated Statement of Income

AED Mn	Q3 10	Q2 11	Q3 11	% chg Q3 11 vs Q3 10	% chg Q3 11 vs Q2 11	YTD Sep 10	YTD Sep 11	% chg YTD 11 vs YTD 10
Revenues	810.3	909.6	824.6	1.8%	-9.4%	2,235.1	2,541.7	13.7%
Net Revenue from Funds	668.8	722.7	692.4	3.5%	-4.2%	1,888.0	2,079.7	10.2%
Fees & commission	118.2	105.3	118.9	0.6%	13.0%	253.2	335.4	32.5%
Investment income	23.9	67.4	4.9	-79.7%	-92.8%	71.8	101.3	41.1%
Foreign Exchange	0.1	13.2	8.8	7333.3%	-33.2%	21.3	22.2	4.1%
Other income	(0.7)	1.1	(0.4)	44.9%	-132.6%	0.8	3.1	310.2%
Expenses	330.2	357.3	354.7	7.4%	-0.7%	920.2	1,056.7	14.8%
Employee cost	199.3	223.8	221.2	11.0%	-1.2%	563.0	661.1	17.4%
Premises	31.3	33.9	36.0	15.3%	6.1%	85.5	100.2	17.2%
Depreciation	18.4	21.3	24.2	31.6%	13.7%	57.8	66.4	14.8%
Other Operating expenses	81.2	78.2	73.3	-9.8%	-6.4%	213.9	229.0	7.1%
Operating Profit - Margin	480.1	552.4	469.9	-2.1%	-14.9%	1,314.9	1,485.0	12.9%
Provision for impairment	165.6	235.8	150.8	-8.9%	-36.0%	405.4	546.1	34.7%
- Individual / Specific	33.3	136.9	130.1	290.9%	-5.0%	198.5	390.5	96.8%
- Collective / General	110.4	12.0	13.1	-88.1%	9.8%	185.1	52.6	-71.6%
- Others	21.9	86.9	7.6	-65.3%	-91.2%	21.8	103.0	371.7%
Net Profit	314.5	316.6	319.1	1.5%	0.8%	909.5	938.9	3.2%

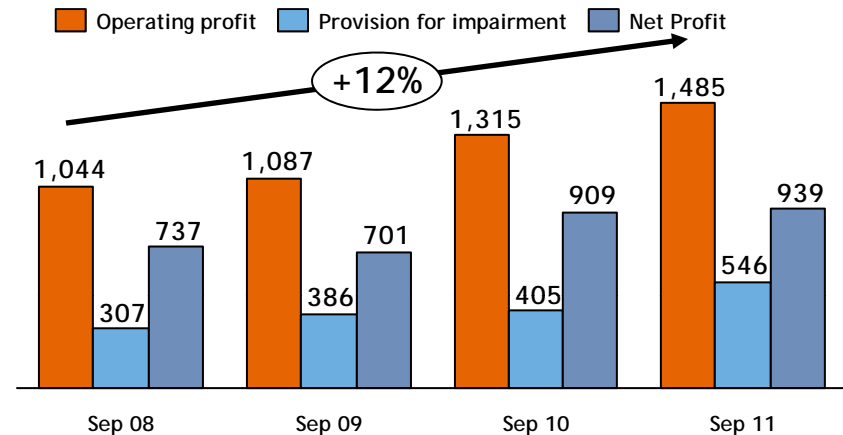
Key income parameters - Group

YTD 30 Sep

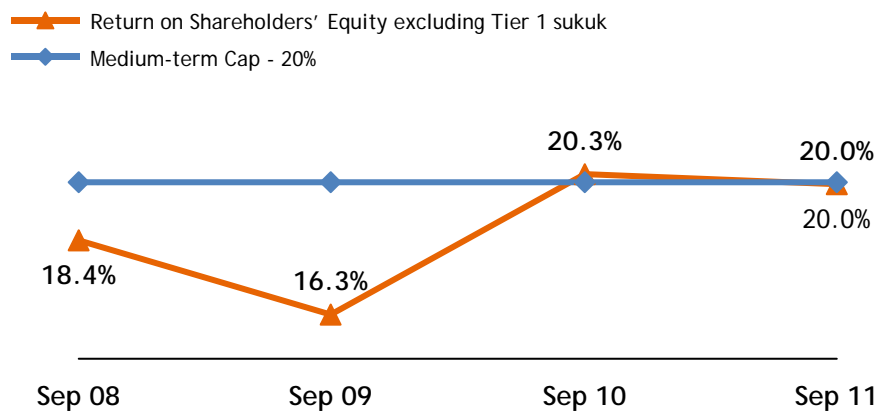
Revenues (AED Mn)



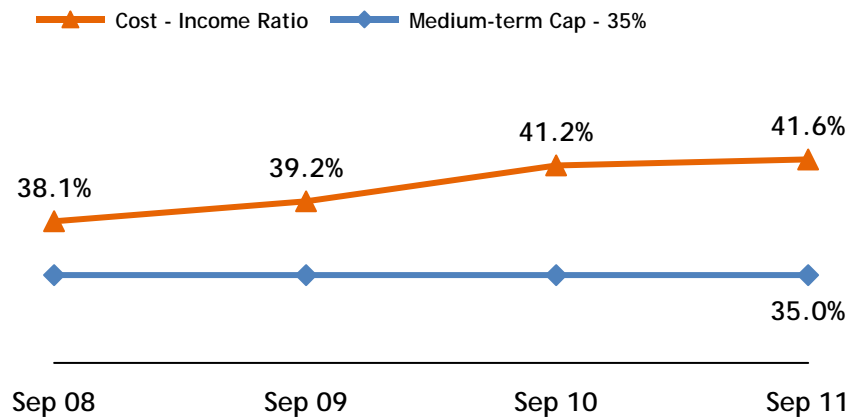
Net Profit (AED Mn)



Return on Shareholders' Equity (%)



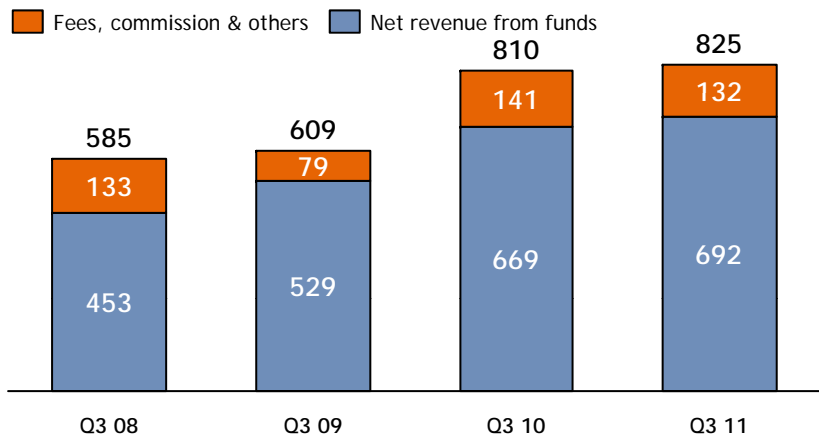
Cost to Income Ratio (%)



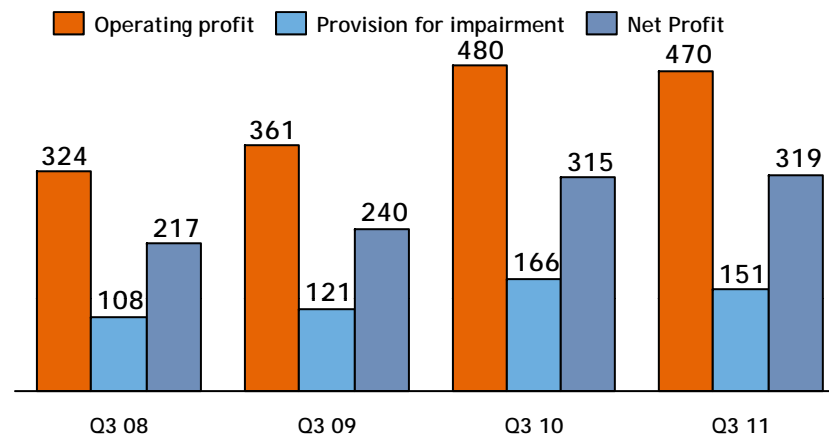
Key income parameters - Group

Q3

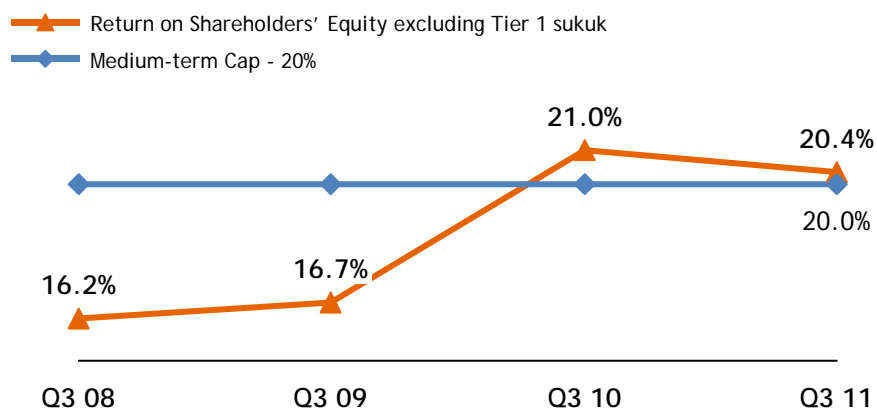
Revenues (AED Mn)



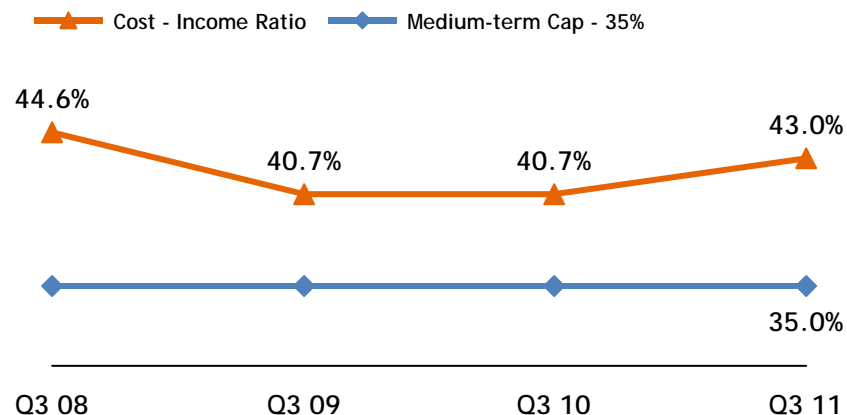
Net Profit (AED Mn)



Return on Shareholders' Equity (%)



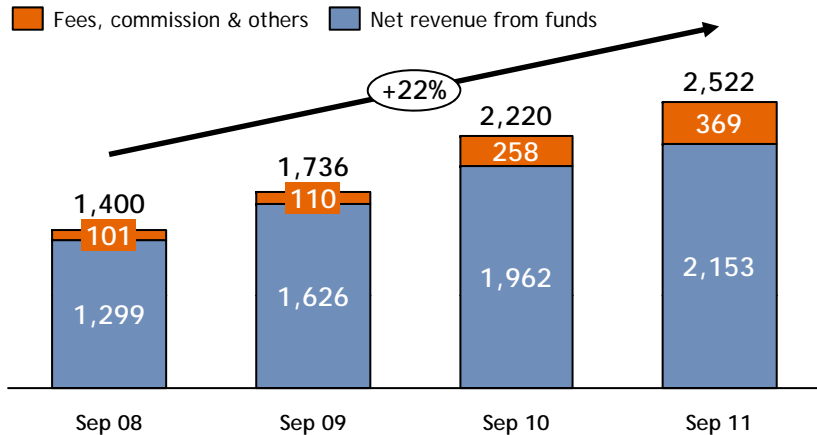
Cost to Income Ratio (%)



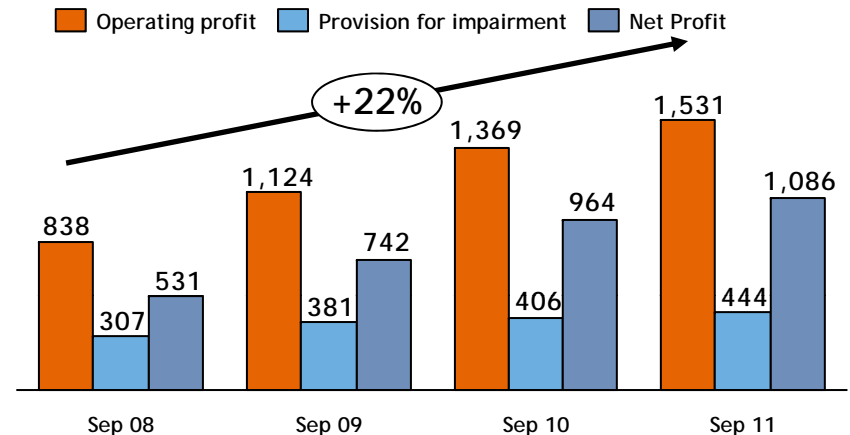
Key income parameters - Bank only

YTD 30 Sep

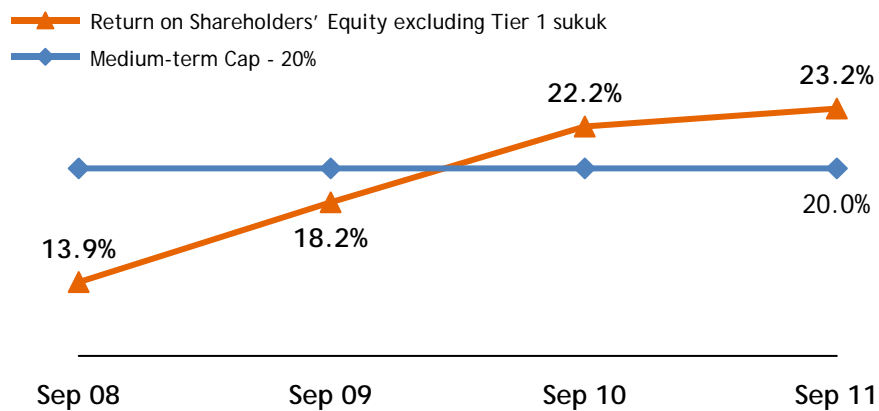
Revenues (AED Mn)



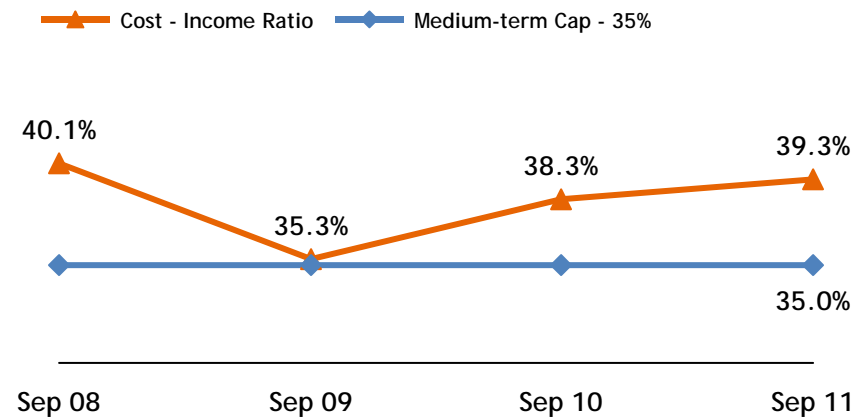
Net Profit (AED Mn)



Return on Shareholders' Equity (%)



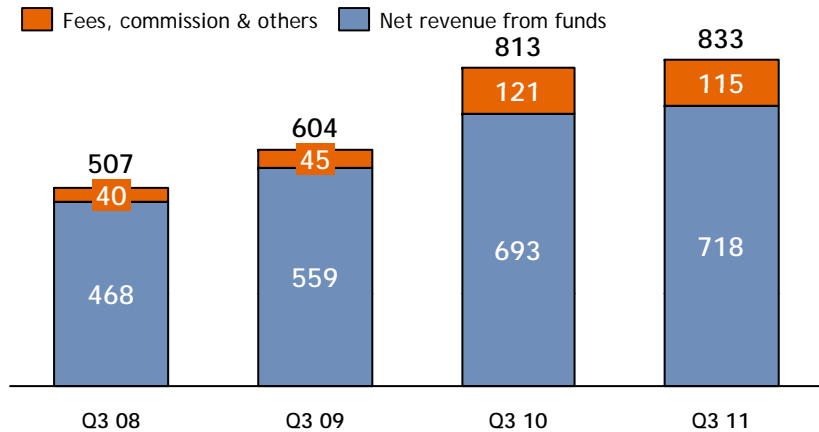
Cost to Income Ratio (%)



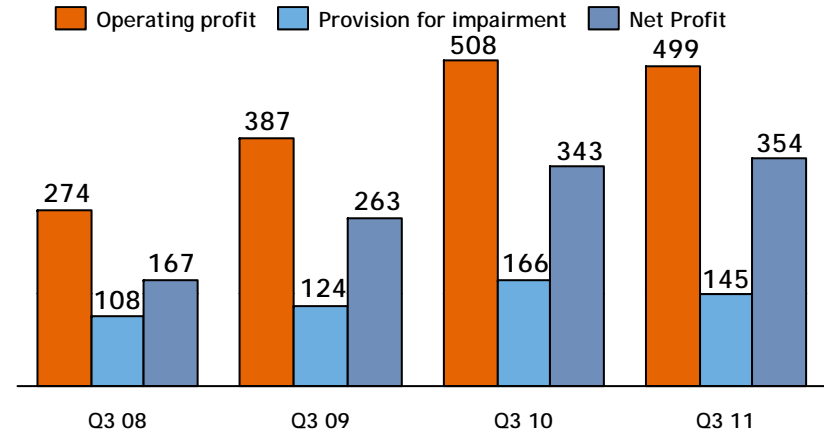
Key income parameters - Bank only

Q3

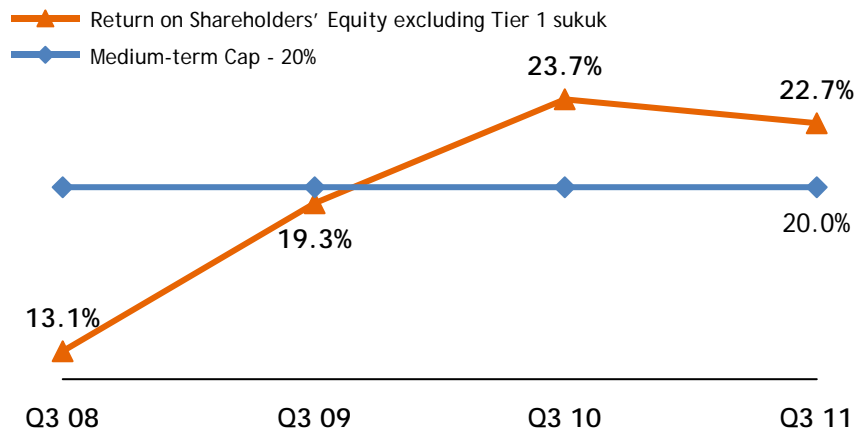
Revenues (AED Mn)



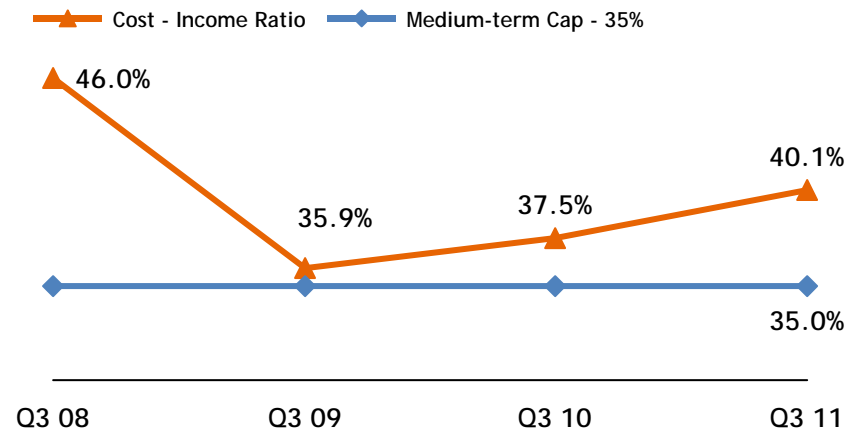
Net Profit (AED Mn)



Return on Shareholders' Equity (%)



Cost to Income Ratio (%)



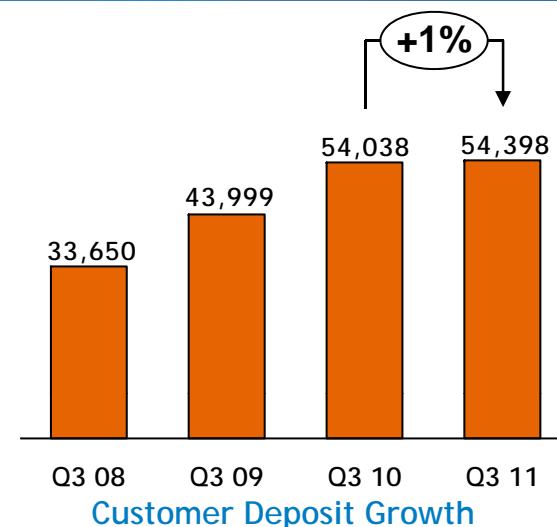
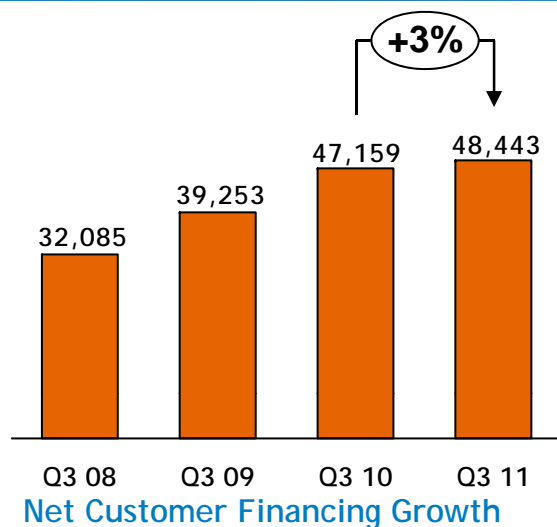
Consolidated Balance Sheet

AED Mn	30 Sep 2010	31 Dec 2010	30 Sep 2011	% chg 30 Sep 2011 vs 31 Dec 2010	% chg 30 Sep 2011 vs 30 Sep 2010
Cash and balances with Central Banks	4,522	5,400	9,856	82.5%	117.9%
Due from financial institutions	13,365	15,730	8,920	-43.3%	-33.3%
Net Customer financing	47,159	47,953	48,443	1.0%	2.7%
Investments	1,223	1,639	1,973	20.4%	61.4%
Investment in associates	834	837	849	0.5%	1.9%
Investment and development properties	1,210	1,242	1,307	5.3%	8.0%
Other assets / fixed assets	2,863	2,456	2,814	14.6%	-1.7%
TOTAL ASSETS	71,175	75,258	74,163	-1.5%	4.2%
Due to financial institutions	1,317	891	1,282	43.8%	-2.6%
Customers' deposits	54,038	56,517	54,398	-3.8%	0.7%
Other liabilities	2,611	2,092	2,127	1.7%	-18.5%
Tier 2 wakala capital	2,207	2,207	2,207	-	-
Sukuk payable	2,938	5,440	5,684	4.5%	93.5%
TOTAL LIABILITIES	63,111	67,147	65,698	-2.2%	4.1%
Share capital	2,365	2,365	2,365	-	-
Tier 1 sukuk	2,000	2,000	2,000	-	-
Proposed dividend	-	512	-	-100.0%	-
Reserves	3,700	3,234	4,100	26.8%	10.8%
TOTAL EQUITY	8,064	8,111	8,465	4.4%	5.0%
TOTAL LIABILITIES AND EQUITY	71,175	75,258	74,163	-1.5%	4.2%

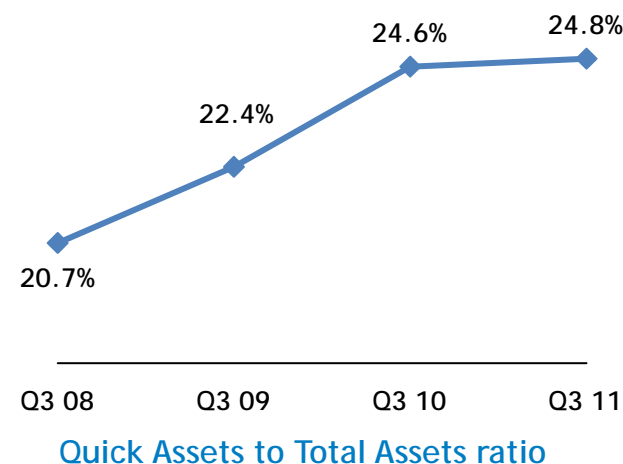
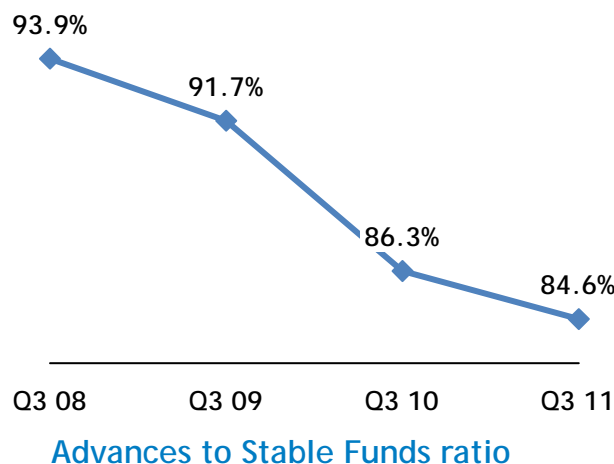
Balance Sheet Strength

Remains one of the most liquid bank's in the UAE on the back of above market balance sheet growth

- Total Assets increased by 4% in Q3 2011 to reach AED 74.2 Bn.
- Net Customer financing increased by 3% in Q3 2011 to reach AED 48.4 Bn.
- Customer deposits showed a growth of 1% over Q3 2010 to reach AED 54.4 Bn.

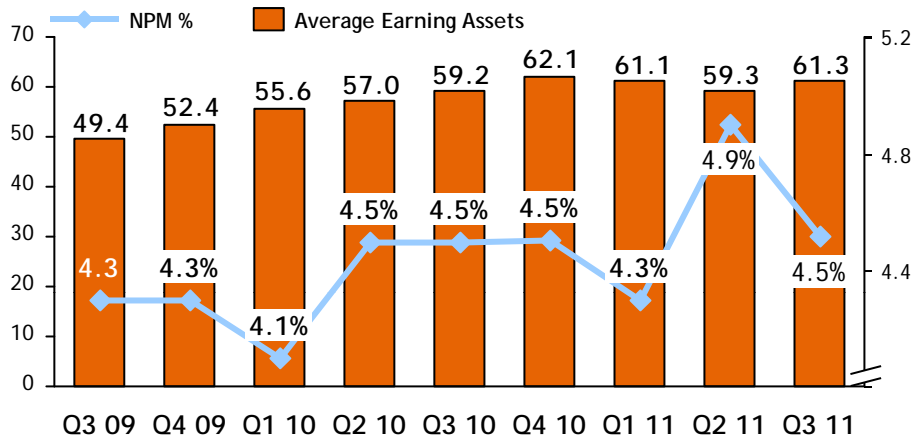


- Strong Financing to Deposit ratio at 89.1%
- Advances to Stable Funds Ratio is at 84.6%

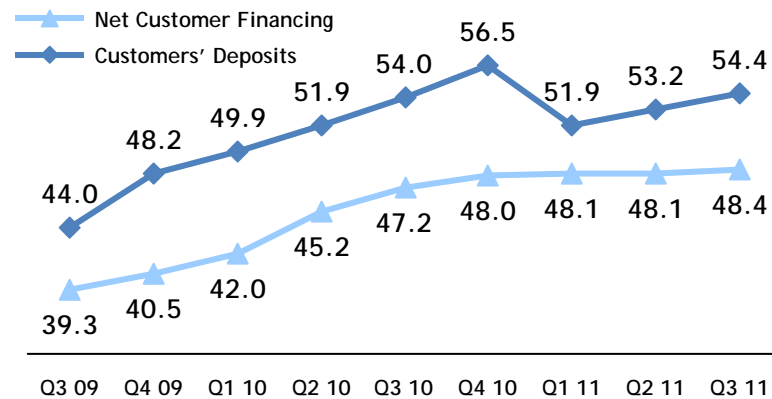


Assets and Liquidity

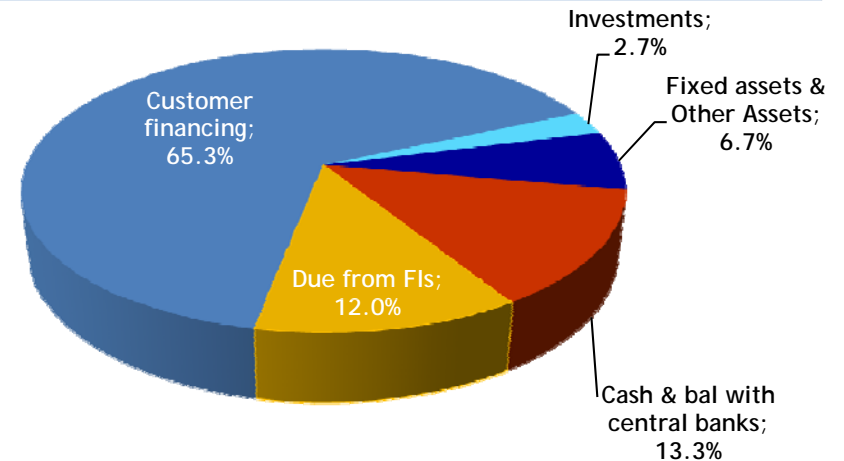
Average Earning Assets (AED Bn) & Net Profit Margin (%)



Net Customer Financing & Customers' Deposits (AED Bn)



Composition of Assets - AED 74.2 Bn

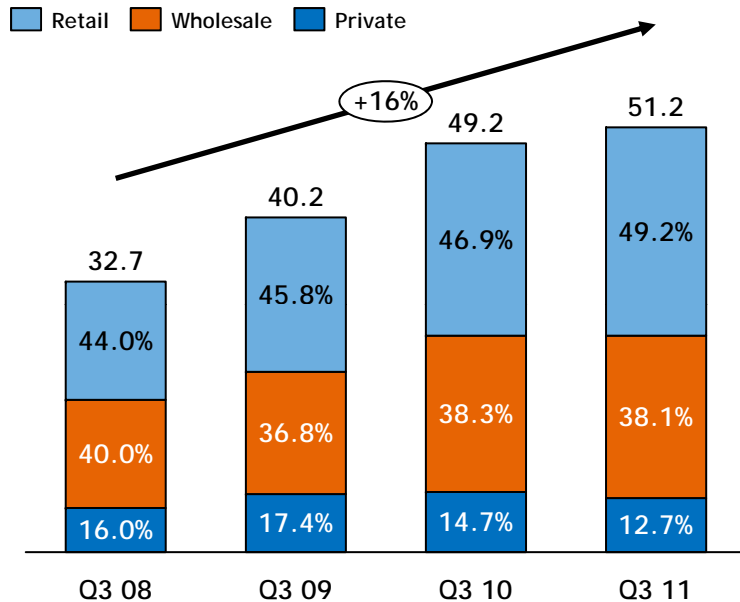


Key points

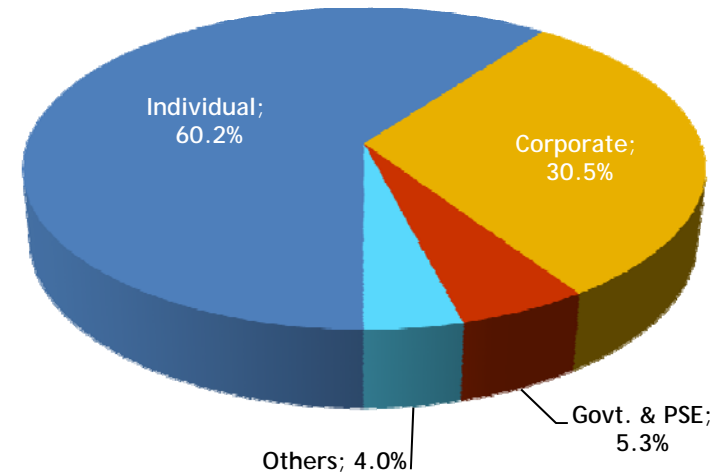
- Strong asset quality and liquidity.
- CAGR (Q3 2008 - Q3 2011)
 - Total Assets 14.7 %
 - Customer financing 16.2 %
 - Customers' Deposits 17.3%
- Net Profit Margin (NPM) was 4.5% for Q3 11 and 4.9% for Q2 11.

Customer Financing

Gross Customer Financing by Segment



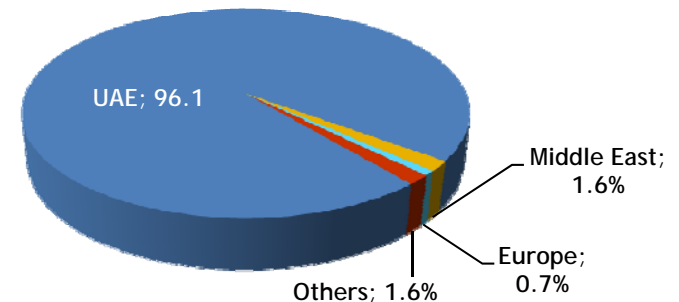
Gross Customer Financing by Industry Type



Highlights

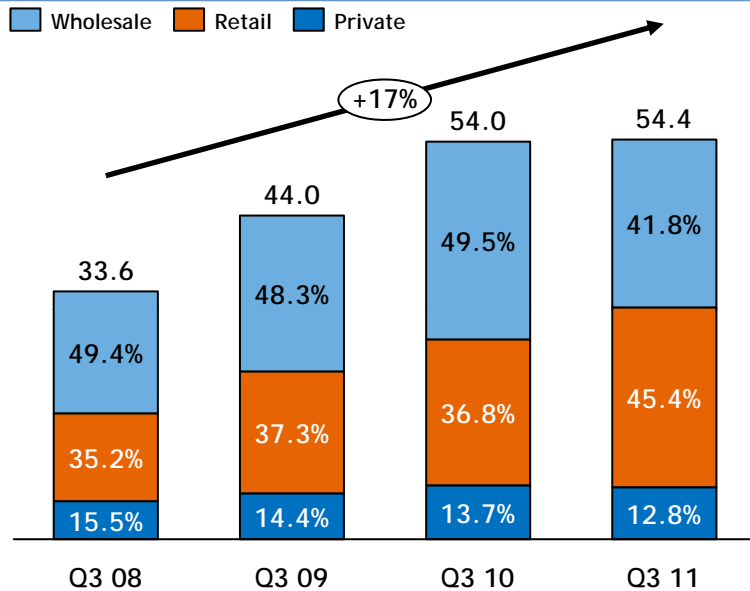
- Retail and Wholesale remains ADIB's pricing market focus.
- Diversified portfolio across various segments.
- Leader in car financing in the UAE.
- Support the vision of Govt. of Abu Dhabi and development of the UAE.

Gross Customer Financing by Geographic Region



Customers' Deposits

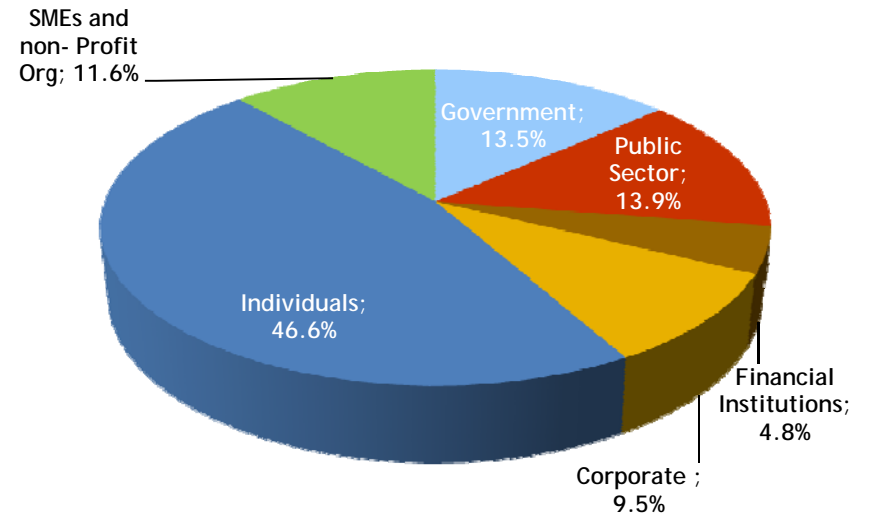
Customers' Deposits by Segment



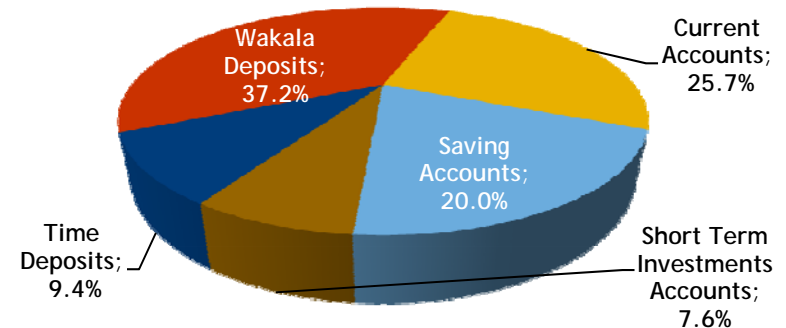
Highlights

- Wholesale and Retail segment to remain as major source of deposits.
- Diversified deposits by type - main deposit contributors are individuals and government/public sectors.
- ADIB has begun to diversify its funding sources, as highlighted by the successful USD 750 Mn issue.

Customers' Deposits by Industry Type



Customers' Deposits by Type

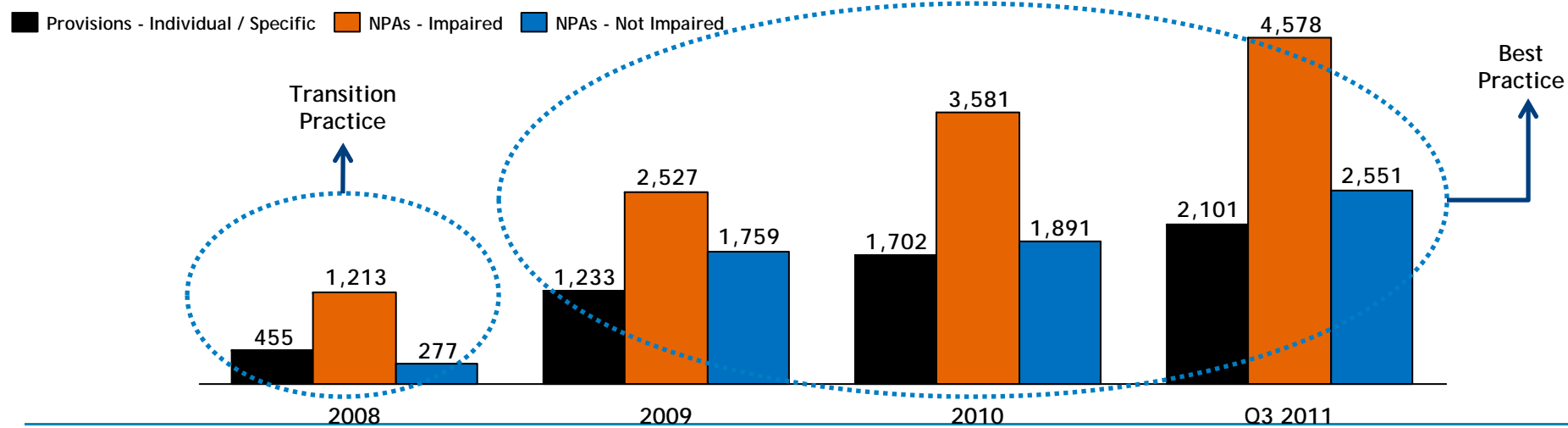


NPAs & Provisions - Group

Cumulative Provisions	2008	2009	2010	Q3 2011
Customer Financing Portfolio				
Individual/Specific	455	1,233	1,702	2,101
Collective/General	135	518	575	628
Total customer financing provisions	589	1,751	2,277	2,729
Investments	129	58	108	78
Due from FI's	-	186	190	170
Investment Properties	-	-	18	18
Others	144	186	254	321
Total	862	2,181	2,847	3,316

Key points

- NPAs decreased by AED 276 Mn in Q3 2011 to reach AED 4,578 Mn at end of Q3 2011.
- NPAs ratio at 8.9% as at 30 Sep 2011 (9.6% at end Q2 2011) with a coverage of 59.6% (30 June 2011: 52.9%).
- Collective provisions of AED 628 Mn at end of Q3 2011 represents 1.34% of Customer RWAs.
- Individual provisions of AED 2,101 Mn at 45.9% of NPAs at end of Q3 2011 (30 June 2011: 40.3%).
- Total provisions of AED 2,729 Mn, represents 5.33% (30 June 2011: 5.07%) of Gross Financing portfolio.

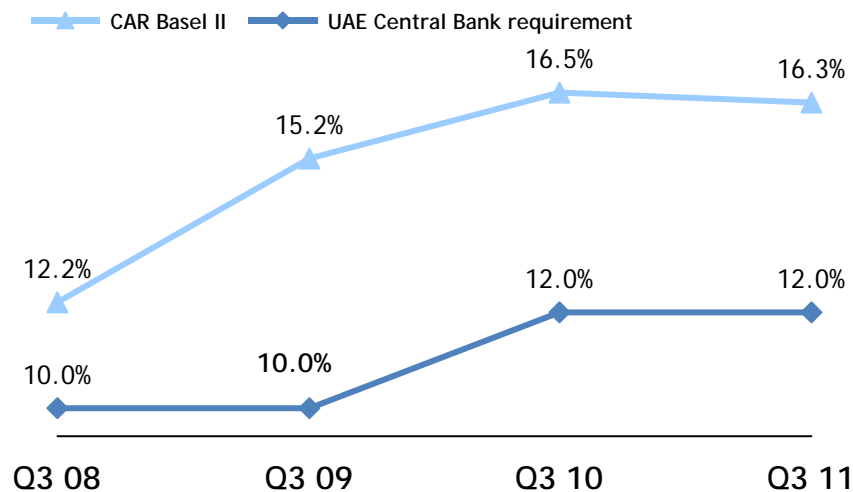


Note: NPA classification till 2007: 180 days and above.
NPA classification 2008 onwards : 90 days and above.

Capital Adequacy

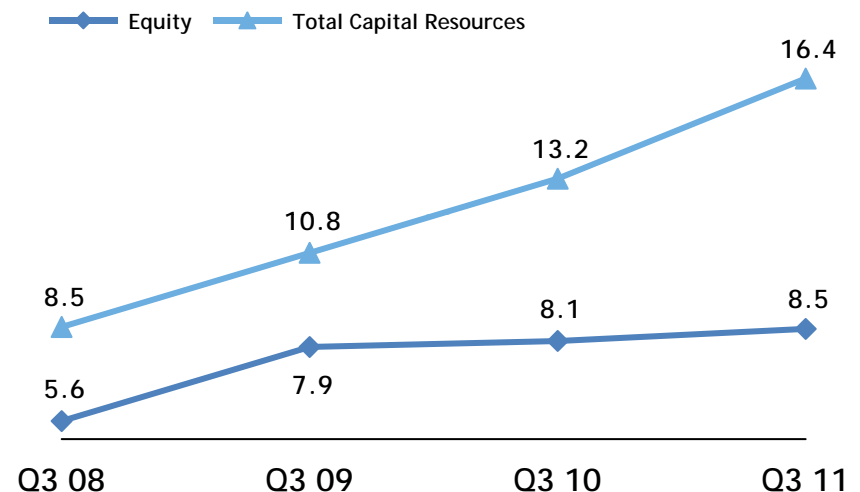
ADIB's CAR of 16.33% remains above the new Central Bank threshold of 12% for CAR

Capital Adequacy (%)



- Basel-II total Capital Adequacy ratio at end of Q3 2011 at 16.33% comfortably above the minimum UAE Central Bank requirement of 12%.
- Basel-II Tier I ratio at 13.39% at the end of Q3 2011 above the 8% minimum required by UAE Central Bank.

Capital Resources (AED Bn)



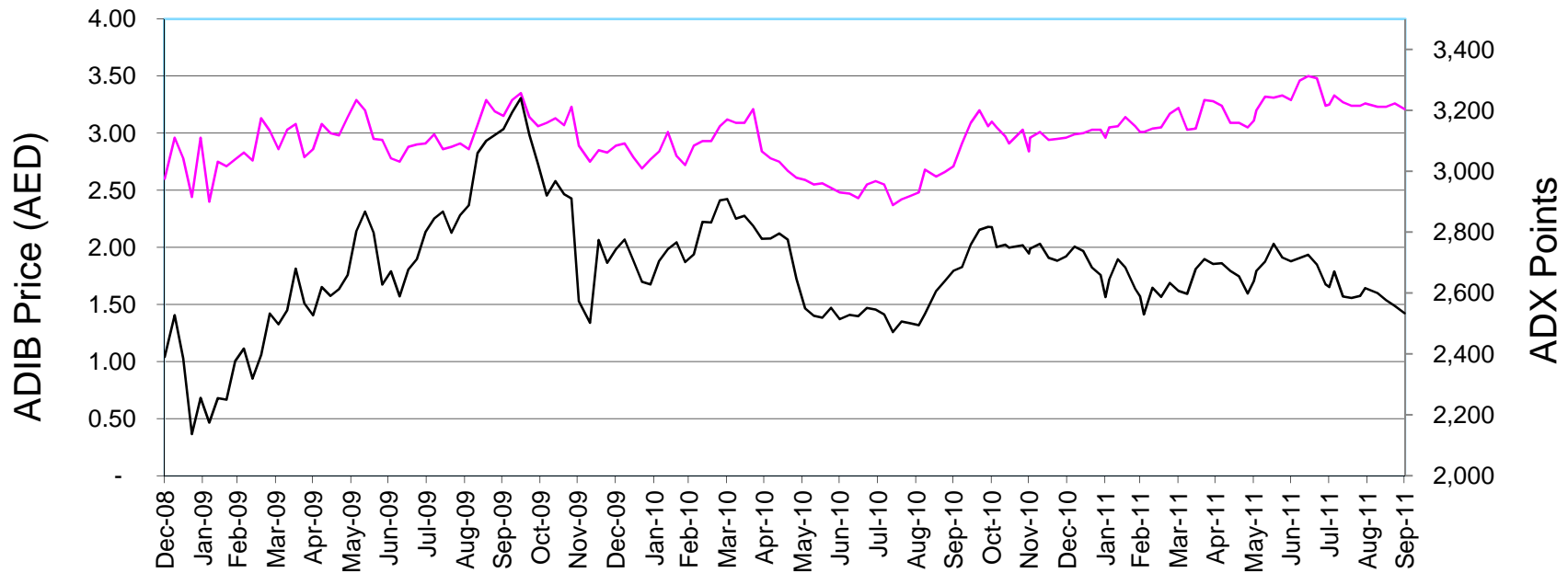
- Capital resources include:
 - Tier I from Abu Dhabi Department of Finance of AED 2 bn.
 - Tier II from the UAE Ministry of Finance of AED 2.2 bn.
- Sukuk payable USD 800 Mn @ LIBOR + 40bps maturing in Dec 2011.
- Sukuk payable USD 750 Mn @ 3.745% maturing in Nov 2015.

Shareholders' Return

- 30 Sep 2011 share price was AED 3.21 per share.
- Cash dividend of 21.64% for 2010 (Bonus share dividend of 20% for 2009).
- Dividend Yield for FYR 2010 of ADIB share is 7.3%.

ADIB vs ADX

— ADIB — ADX



Outlook - 2011

- 1 On the back of our rebranding we are implementing a broad range of initiatives to enhance our product portfolio, improve our processes and introduce new banking channels, all of which is designed to provide support to our customers, with best in market service and Shari'a inspired solutions.
- 2 We continue increasing our reserves as a leading credit policy bank .
- 3 Continue to build up collective provisions as per Central Bank requirement until it reaches 1.5% of customer risk weighted assets.
- 4 We will continue to grow our Retail Banking presence across the UAE where we want to be the leading financial services provider to UAE nationals.
- 5 We continue to invest intelligently in our franchise and people to reach our stated objective and as evidenced by our cost to income ratio.
- 6 We are committed to acting in accordance with best practices and in a transparent manner for the benefit of all our stakeholders.
- 7 We continue to focus on enhancing customer service and improving delivery channels, including more ATMs and e-solutions.

Disclaimer

The information contained herein has been prepared by Abu Dhabi Islamic Bank PJSC (ADIB). ADIB relies on information obtained from sources believed to be reliable but does not guarantee its accuracy or completeness.

This presentation has been prepared for information purposes only and is not and does not form part of any offer for sale or solicitation of any offer to subscribe for or purchase or sell any securities nor shall it part of it form the basis of or be relied on in connection with any contract or commitment whatever.

Some of this information in this presentation may contain projections or other forward-looking statements regarding future events or the future financial performance of ADIB. These forward-looking statements include all matters that are not historical facts. The inclusion of such forward-looking information shall not be regarded as representation by ADIB or any other person that the objectives or plans of ADIB will be achieved. ADIB undertakes no obligation to publicly update or publicly revise any forward-looking statement, whatever as a result of new information, future events or otherwise.

Executive Management Biographies

Executive Management Profile (I)

Tirad Marouf Mahmoud
Chief Executive Officer

Joined ADIB in March 2008. He holds a Bachelor degree (major in Corporate Finance) from Loyala of Concordia University in Montreal, Canada and has also completed the Executive Management Program at Wharton. He has previously worked at Citibank for 22 years on various assignments. His previous position was General Manager and Head of the Corporate and Investment Banking with Samba Financial Group, KSA.

Sarvesh Sarup
Global Head of
Retail Banking

Joined ADIB on Dec 2008. He holds Master of Business Administration from University of Delhi, India. He has 23 years of banking experience . Previously worked Citibank as Country Manager, India; Division Executive , UK / Germany and Retail Banking Head, EMEA.

Nuhad Saliba
Global Head of
Wholesale Banking

Joined ADIB on 1 September 2008. He holds MBA from Wake Forest University, NC USA and BS, Biology from American University of Beirut. He has previously worked for 27 years at Citibank (1982-2008). His previous position was Chief Executive Officer with Citibank N.A. Egypt.

Masarrat Husain
Global Head of Risk

Joined ADIB on 3 June 2008. He holds a Masters in Business Administration from Tulane University, Louisiana, USA and BS of Science Chemical Engineering from Texas A&M University, Texas, USA. He has 33 years experience working with Citibank and SAMBA Financial Group, Riyadh. His previous position was GM/Deputy Chief Risk Officer with SAMBA Financial Group, Riyadh.

Majaz Khan
Global Head of Operations
& Technology

Joined ADIB on November 08, 2009. He holds an MBA from Central Michigan University and a Bachelors in Commerce from University of Karachi. He has worked with Citigroup in 5 countries (1981-2007). His previous position was Chief Operating Officer for Arab Bank, Plc - Amman Jordan (2007-2009).

Andrew Moir
Global Head of Strategy
& Finance

Joined ADIB on 1 October 2007. He holds B.Com (Hons.) Degree from Rhodes University and MBA from University of Cape Town. He previously worked at HSBC (1990-2007). His previous position was Chief Operating Officer, Sub Saharan Africa with HSBC Bank (2003-2007).

Osaid Kilani
Global Head of Shari'a

Holds a B.A. in Shari'a and Law and a Diploma in Islamic law. He has 16 years of banking experience. He is a member of Shari'a Standard Committee related to Accounting and Auditing Organisation for Islamic Financial Institutions in Bahrain

Executive Management Profile (II)

Stuart Crocker
Global Head of
Private Banking

Joined ADIB on the 1st of May 2011. He holds a Graduate Degree from the Royal Military Academy Sandhurst. His previous position was CEO HSBC Private Bank in UAE & Oman (2007-2011) and was a Member of the General Management heading client segmentation for HSBC in Geneva (2005-2007). He has spent 15 years in various leadership positions with Merrill Lynch in the UAE & UK.

Abdul Rahman Abdullah
Head of Strategic Clients
Group

Joined ADIB on 12 September 1998. He holds a Bachelor in Science. He has 29 years banking experience His previous position was Deputy Head of Private Banking Department at the National Bank of Abu Dhabi.

Bashar Jallad
Treasurer, UAE

Joined ADIB on 20 Jan 2008. He holds BA in Finance from Hillsdale College - Michigan, USA - 1989. He has 19 years banking experience. His previous position was Head of GCC Money Market - Financial Market Group with National Bank of Abu Dhabi.

Badaruzzaman Ahmed
Global Head of Corporate
Governance & Compliance

Joined ADIB on 12 January 1998. He holds a Bachelor of Commerce degree and professional certifications from The Institute of Internal Auditors (USA), Institute of Chartered Accountants (PAK), He has 19 years banking experience. His previous position was Assistant Manager - Internal Audit with Kuwait Finance House

Noor Imam Beck
Project Management Office
Head - New Country Expansion
& Other Initiatives

Joined ADIB on 30 September 1999. He holds a Diploma in International Securities from ISMA, England and an Executive Management Program Certificates from the Institute of Banking and Finance, Singapore. His previous positions was Vice President and Team Leader at Arab Banking Corporation, Bahrain

Abdulla Al Shahi
Project Management Office
-New Country Expansion
-and Strategic Initiatives

Joined ADIB in November 1998. He holds an MBA from the UAE University. He has 19 years banking experience. His previous position was as a branch manager for Oman Housing Bank.

Dr. Abdulrahman Yousif Habil
Head of Legal, UAE

Joined ADIB on 3 August 2000. He holds a PhD. (Islamic Legal Theory) and a Master of Laws from Indiana University, USA. He has 11 years of banking experience. His previous positions were Legal and Shari'a Consultant for ABC Islamic Bank and Legal Consultant for the Department of Ports and Customs, Dubai.

Executive Management Profile (III)

Waheeb Al Khazraji
Head of Human Resource,
UAE

Joined ADIB on 10 December 2005 . He holds Chemical Engineering and MBA degrees along with Chartered Human Resource Consultant (CHRC), Canada and Chartered in Personal Development (CIPD), UK. He has 6 years banking experience. His previous position was HR & Training Manager with ADCO, Abu Dhabi.

Ahsan Ahmad Akhtar
Group Financial Controller

Joined ADIB on 9 April 2008. He is a Chartered Accountant from the UK and holds a Bachelor of Science degree in Accounting & Finance from the London School of Economics and Political Science. He has previously worked with Pricewaterhouse Coopers (1991- 1998) and Citibank (1998-2008). His previous position was Country CFO with Citibank, Pakistan.

Abdul Hakim Kanan
Global Head of Audit &
Chief Internal Auditor, UAE

Joined ADIB on 18 April 2010. He holds a Certified Public Accountant (CPA) from State Board of Accountancy, New Hampshire, US. He also holds professional qualification CIA,CISA,CITP,CFSA,CFE and CGEIT. He has over 24 years of experience. His previous positions were Group Chief Internal Auditor of Dubai Islamic Bank.