

Investor Presentation

31 March 2012

Abu Dhabi: May 2012

Table of contents

▪ ADIB at a glance	3
▪ Competitive landscape	4
▪ Key strengths	5
▪ Financial targets over the medium term	6
▪ Salient features of Q1 2012 results	7
▪ 31 March 2012- Balance sheet highlights	8
▪ Q1 2012 - Income statement highlights	9
▪ Key income parameters - Group	10 - 11
▪ Balance Sheet Strength	12
▪ Customer Financing	13
▪ Asset Quality	14
▪ Funding Profile	15
▪ Capital	16
▪ Shareholders' Return	17
▪ Outlook 2012	18
▪ Business overview	20 - 25
▪ Appendix	27 - 37

ADIB at a glance

Overview

- Incorporated in **1997** to serve as first Islamic Bank in the Emirate of Abu Dhabi.
- Owned (40.66%) by Emirates International Investment Co. LLC.
- Listed on Abu Dhabi Securities Exchange (ADX).

Ratings

	Long term rating	Short term rating	Outlook
Fitch	A+	F1	Stable
Moody's	A2	P1	Stable

Stock Info (Price and Ratio as of 31 Mar 2012)	Market Cap (Price @ 3.42 AED)	AED 8.1 bn (US\$ 2.2 bn)
	EPS / share (AED) - annualised	0.468
	PE Ratio	7.3 times
	Price / Book Ratio	0.91
	Shares Issued (@ AED 1)	2,365 Mn

ADIB - recent timeline and milestones

1997	<ul style="list-style-type: none"> Established by the Govt. of Abu Dhabi.
1998	<ul style="list-style-type: none"> Licensed as an Islamic bank by the Central bank. Commenced operations.
1999	<ul style="list-style-type: none"> Formally inaugurated.
2000	<ul style="list-style-type: none"> Listed on Abu Dhabi securities Exchange.
2005	<ul style="list-style-type: none"> Establish Abu Dhabi Islamic Securities Company. Established Burooj Properties.
2007	<ul style="list-style-type: none"> Introduction of new strategic shareholder (EIIC). Acquired 49% of National Bank for Development based in Egypt.
2008	<ul style="list-style-type: none"> Arrival of new management. Adoption of new strategic vision and mission.
2010/11	<ul style="list-style-type: none"> Reports record profits.
2012	<ul style="list-style-type: none"> Acquired 51% of Saudi Installment House based in Saudi Arabia.

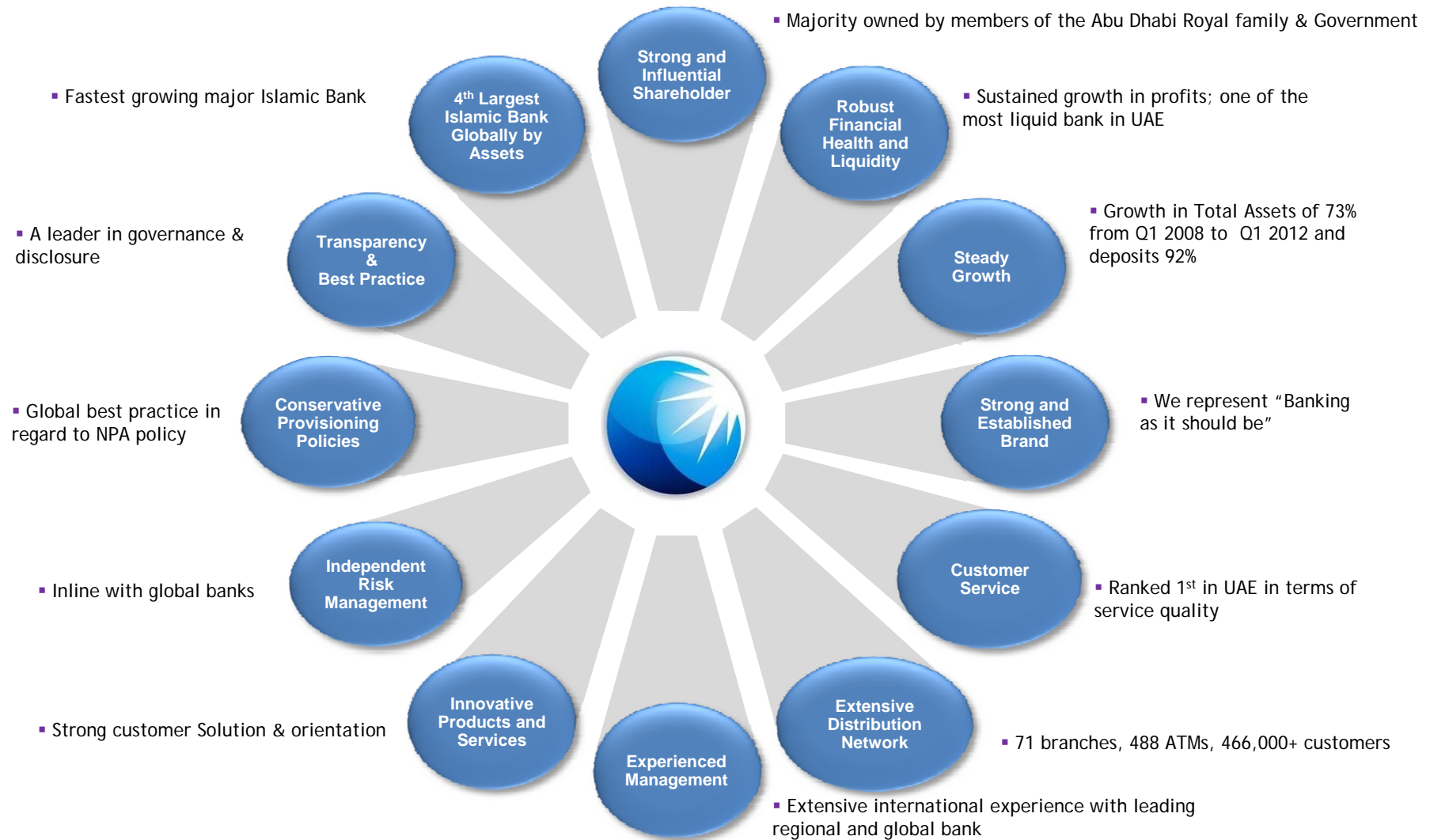
Competitive landscape

Peer Group Analysis for the Q1 2012 (AED Bn)

	NBAD	ADCB	FGB	UNB	Mashreq	DIB	ADIB
Return on Shareholders' Equity	19.2%	18.3%	17.8%	18.0%	9.0%	11.0%	19.3%
Revenues	2.03	1.60	1.67	0.78	0.94	0.92	0.87
Operating Profit	1.38	1.09	1.35	0.60	0.48	0.56	0.49
Net Profit	1.04	0.80	0.94	0.48	0.30	0.25	0.31
Total Assets	289.3	182.9	159.7	86.1	76.6	92.5	76.5
Customer Assets	163.2	123.9	104.6	58.1	37.2	52.5	49.6
Customer Deposits	187.7	114.5	103.8	63.4	44.4	68.2	57.6

Source: Financial Statements & MDA for the period ended 31 March 2012

Key Strengths



Financial targets over the medium term

1

Cost to Income Ratio of less than 35%

2

Earnings increase of 15% p.a.

3

CAR - to maintain ratio above current UAE Central Bank minimum requirement of 12% (8% on Tier-1).

4

Advances to stable funds ratio to maintain below current UAE Central Bank maximum requirement of 100%.

Salient features of Q1 2012 results

1

1st quarter net profits of AED 307.3Mn, 1% higher than the corresponding quarter of 2011.

2

Top line revenues maintain a momentum with a growth of 8% year-on-year.

3

Return on Shareholders' equity at 19.3%

4

Total Capital Adequacy Ratio under Basel II remains strong at 17.40% and Tier 1 Ratio of 14.26% at 31 Mar 2012, comfortably above the CB UAE requirements of 12% and 8% respectively.

5

Advances to Stable Funds Ratio remains at 81.7 % at 31 Mar 2012, comfortably below the CB UAE maximum threshold of 100%.

6

Overall, a solid set of results in challenging economic and market conditions.

31 March 2012- Balance sheet highlights

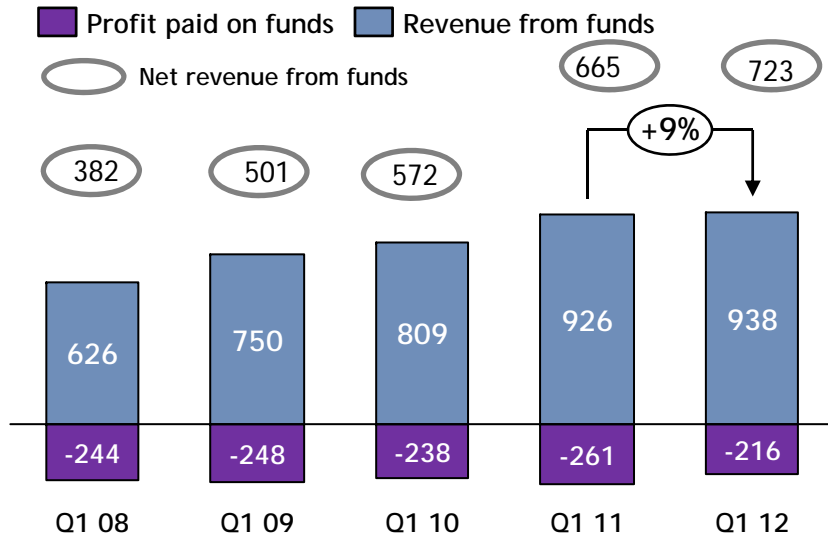
	31 Mar '11 AED Bn	31 Mar '12 AED Bn	% chg	
Total Assets	71.5	76.5	↑ 7%	■ Total Assets increased by 7% over Q1 11 to reach AED 76.5 bn.
Net Customer Financing	48.1	49.6	↑ 3%	■ Customer financing increased by 3% from Q1 11 to reach AED 49.6 bn.
Customers' Deposits	51.9	57.6	↑ 11%	■ Customer deposits increased by 11% over Q1 11 and Advances to Stable Funds Ratio at 31 March 2012 was 81.7%.
Total Equity	7.9	8.9	↑ 13%	■ Capital adequacy ratio at 31 March 2012 was 17.40% - Basel II, well above the Central Bank of UAE requirement of 12%.
Total Capital Resources	15.7	15.7	-	■ Capital resources reached AED 15.7 bn, remain flat over end Q1 11.

Q1 2012 - Income statement highlights

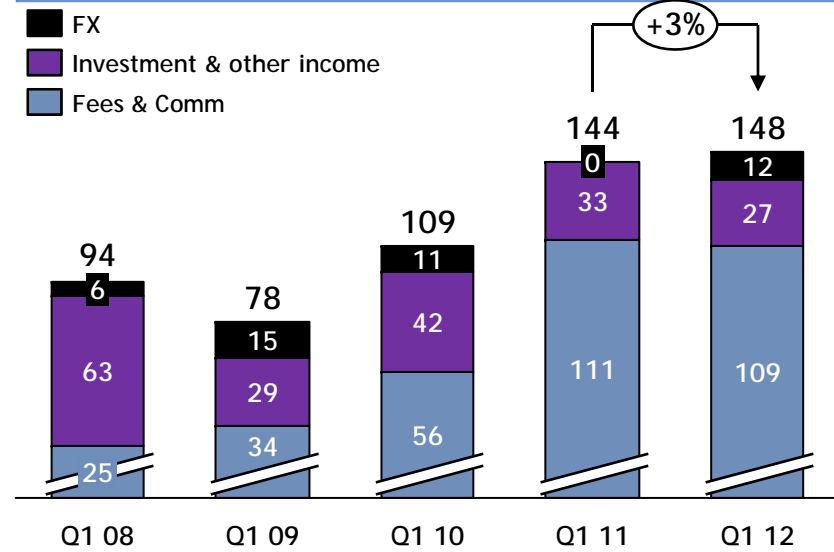
	Q1 2011 AED Mn	Q1 2012 AED Mn	% chg	
Revenues	808.8	870.8	↑ 8%	<ul style="list-style-type: none"> Revenues up by 8% on the back of higher net revenue from funds (up 9%).
Expenses	344.6	377.4	↑ 10%	<ul style="list-style-type: none"> Expenses up by 10% mainly due to continuous investment in our franchise, network, systems and people.
Operating profit - Margin	464.2	493.4	↑ 6%	<ul style="list-style-type: none"> Operating profit -Margin up by 6%
Provision for impairment	159.6	186.1	↑ 17%	<ul style="list-style-type: none"> Provision for impairment up by 17%. The Bank continues its conservative approach to provisioning.
Net profit	304.6	307.3	↑ 1%	<ul style="list-style-type: none"> Net profit up by 1% on continued growth in core operations while maintaining prudent risk policies.

Key income parameters - Group

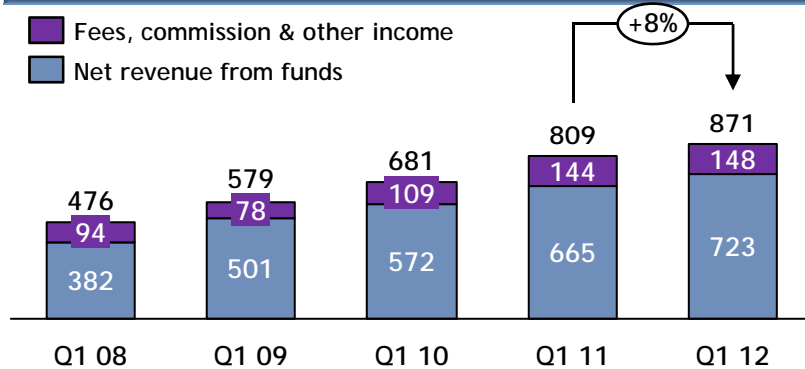
Net Revenue from Funds (AED Mn)



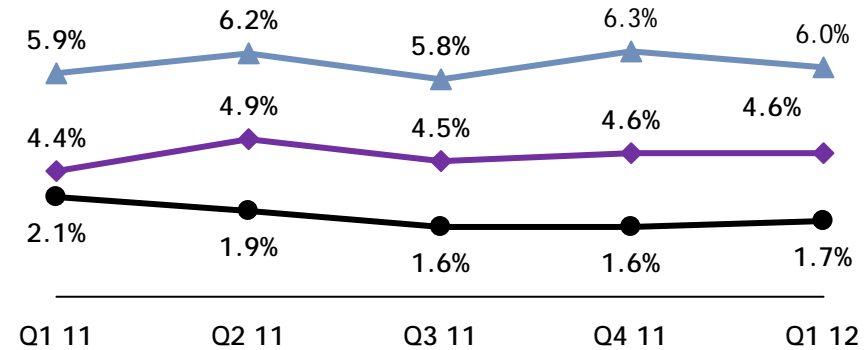
Fees, commission and other income (AED Mn)



Revenues (AED Mn)

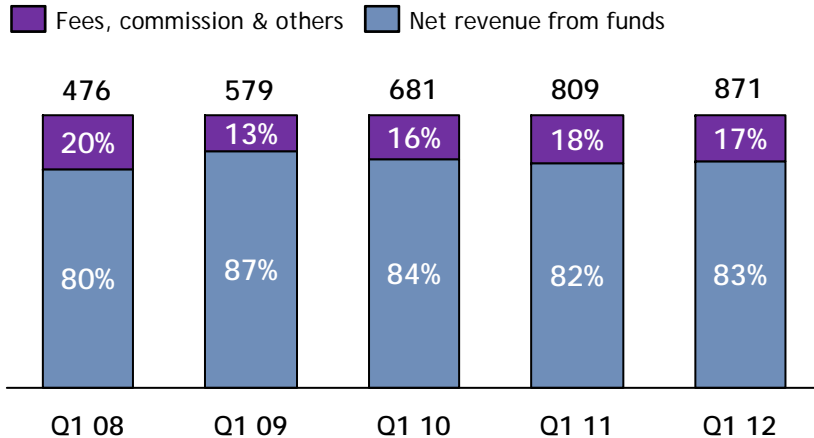


Evolution of Yields

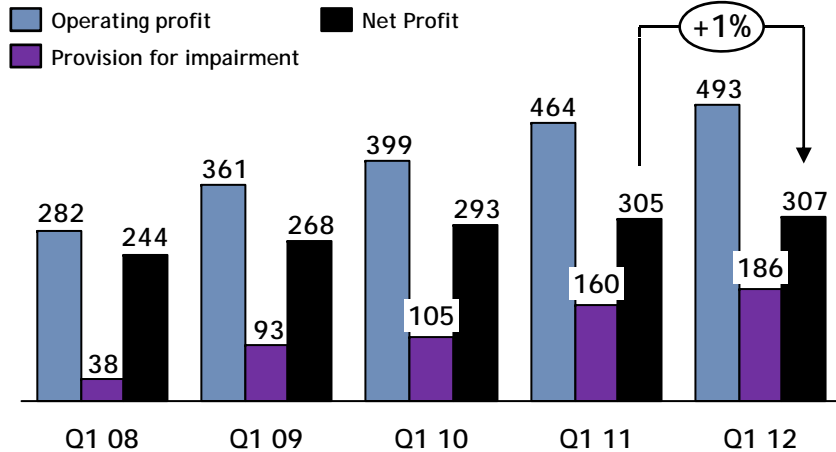


Key income parameters - Group

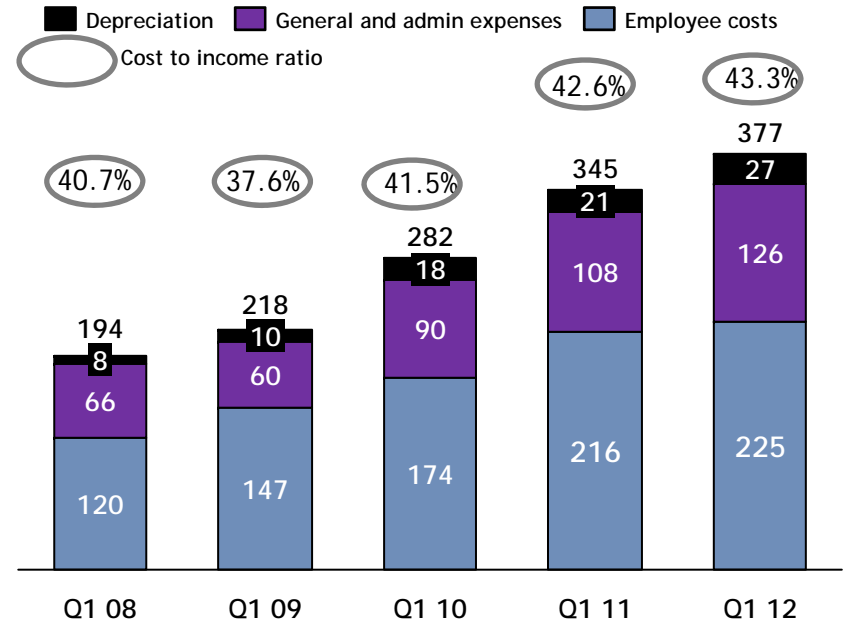
Revenues contribution split % (AED Mn)



Net Profit (AED Mn)



Operating expenses (AED Mn)



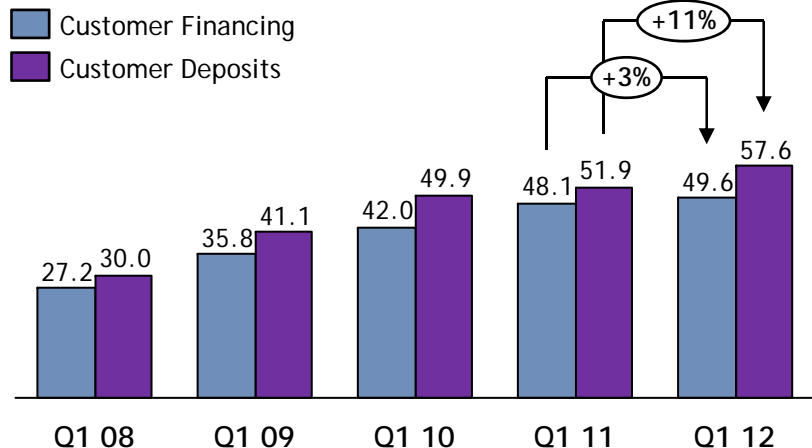
Highlights

- Q1 12 Net revenue from funds contribution to operating income was at 83% compared to 82% for Q1 11.
- Q1 12 provision for impairment includes AED 29 Mn relating to Group's real estate subsidiary (Q1 11 : AED 9 Mn).

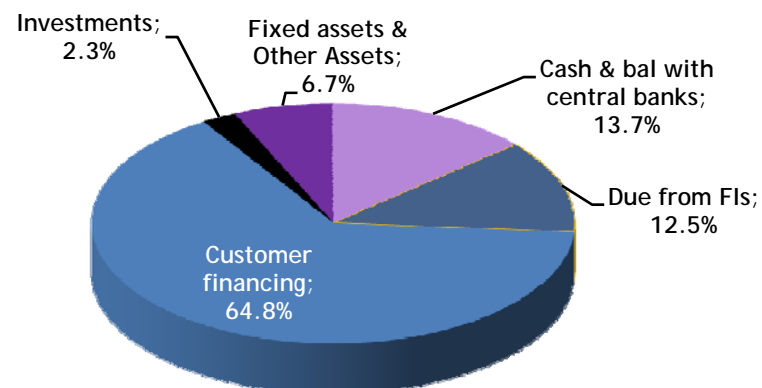
Balance Sheet Strength

Remains one of the most liquid bank's in the UAE on the back of above market balance sheet growth

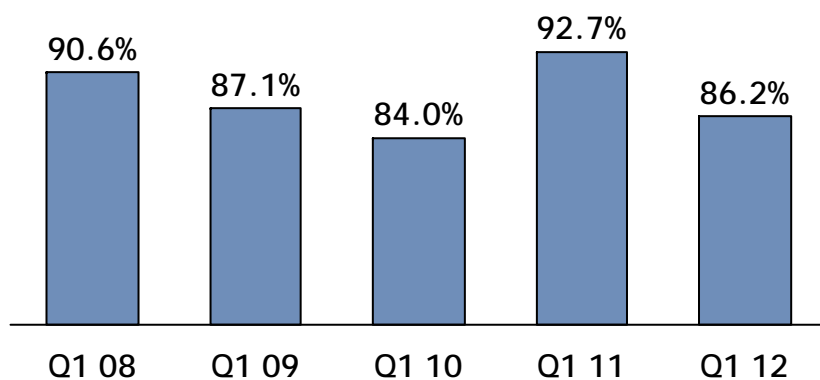
Net Customer Financing & Customers' Deposits (AED Bn)



Composition of Assets - AED 76.5 Bn



Customer financing to Deposits ratio %

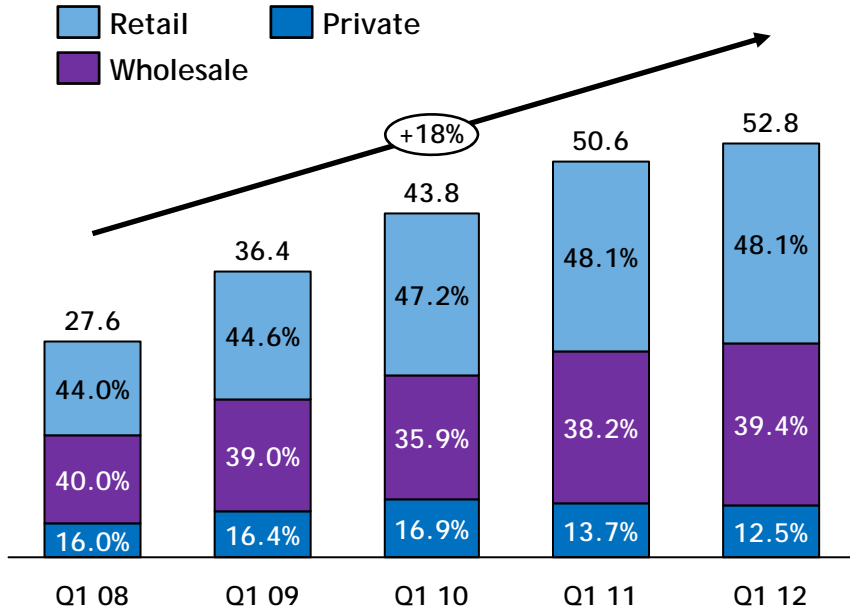


Key points

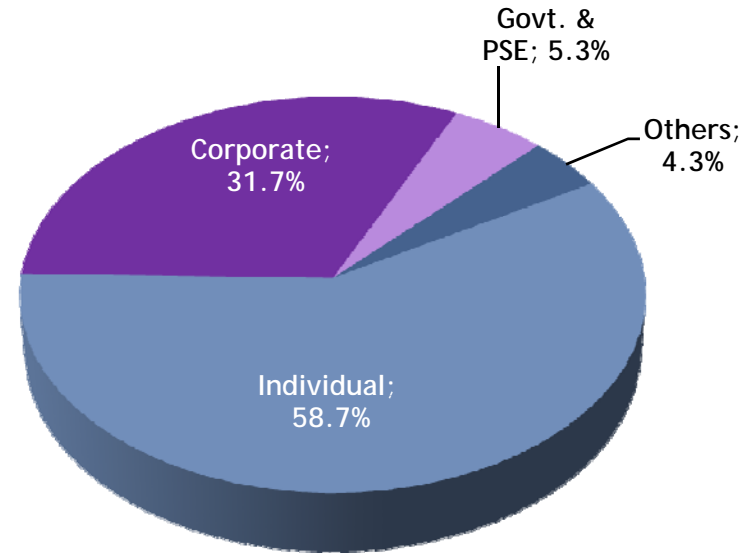
- Strong asset quality and liquidity.
- CAGR (Q1 2009 - Q1 2012)
 - Total Assets 11.6%
 - Customer financing 11.5%
 - Customers' Deposits 11.9%
- Net Profit Margin (NPM) was 4.6% for Q1 12 and 4.4% for Q1 11.
- Advances to Stable Funds ratio was 81.7% for Q1 12 compared to 86.8% for Q1 11.

Customer Financing

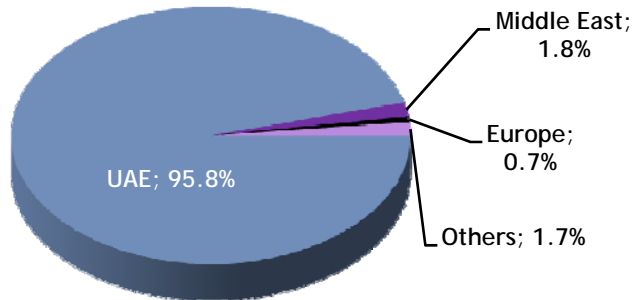
Gross Customer Financing by Segment



Gross Customer Financing by Customer Type



Gross Customer Financing by Geographic Region

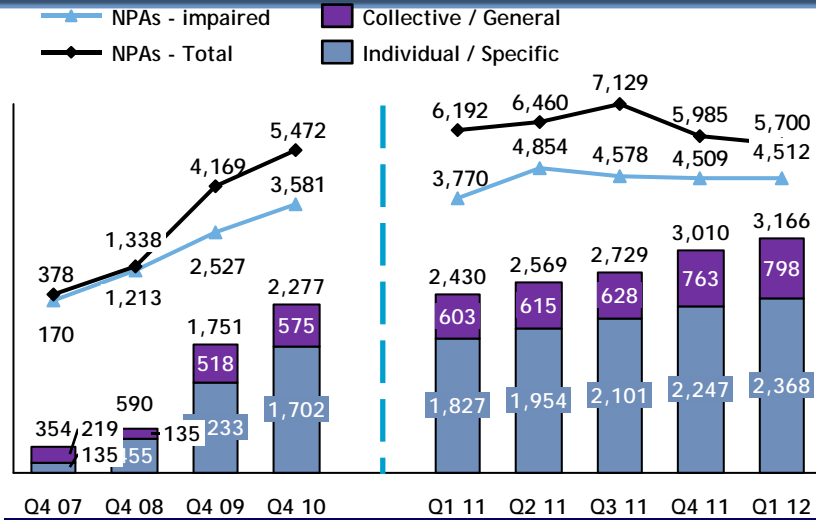


Highlights

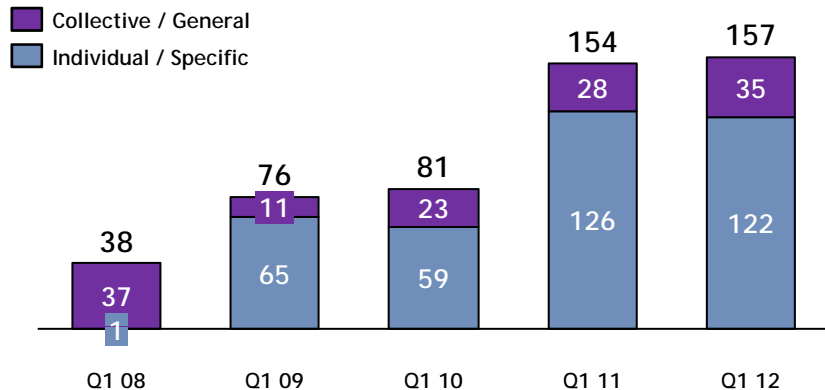
- Retail and Wholesale remains ADIB's pricing market focus.
- Diversified portfolio across various segments.
- Leader in car financing in the UAE.
- Support the vision of Govt. of Abu Dhabi and development of the UAE.

Asset quality

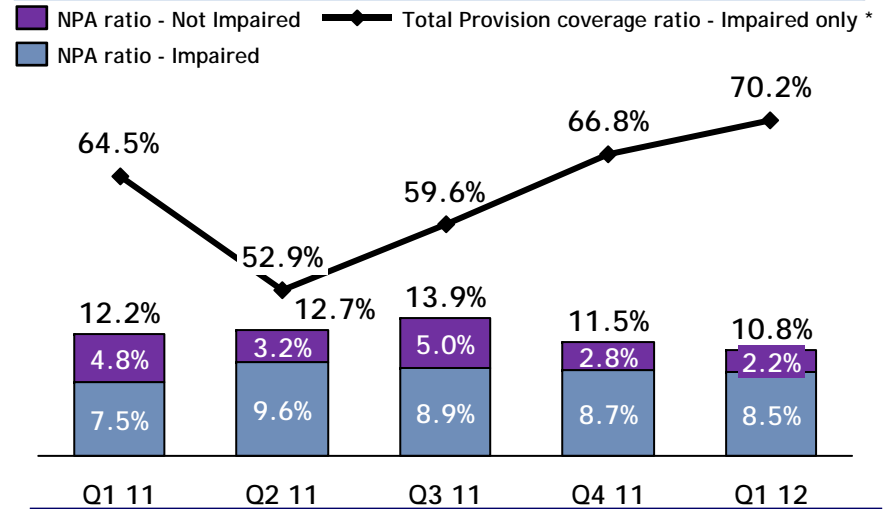
Provisions and NPAs (AED Mn)



Impairment charge (AED Mn)



NPA ratio and provision coverage ratio

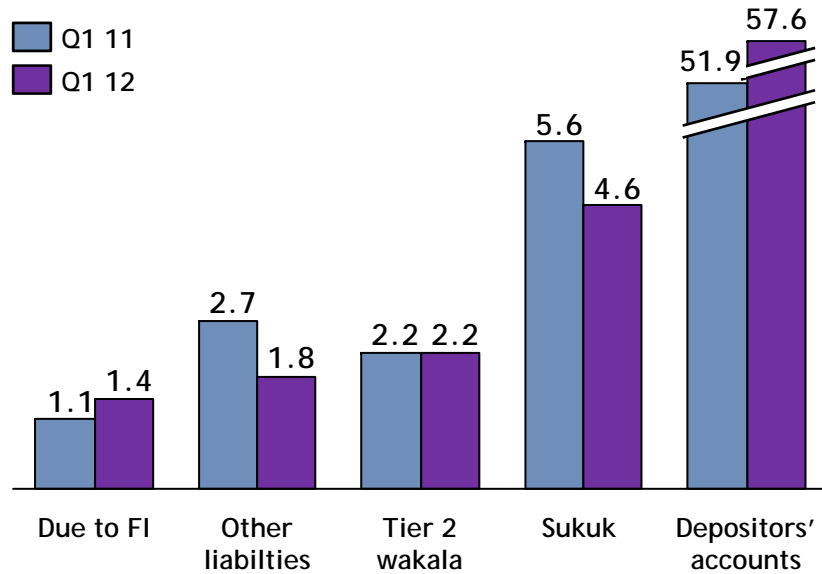


Key points

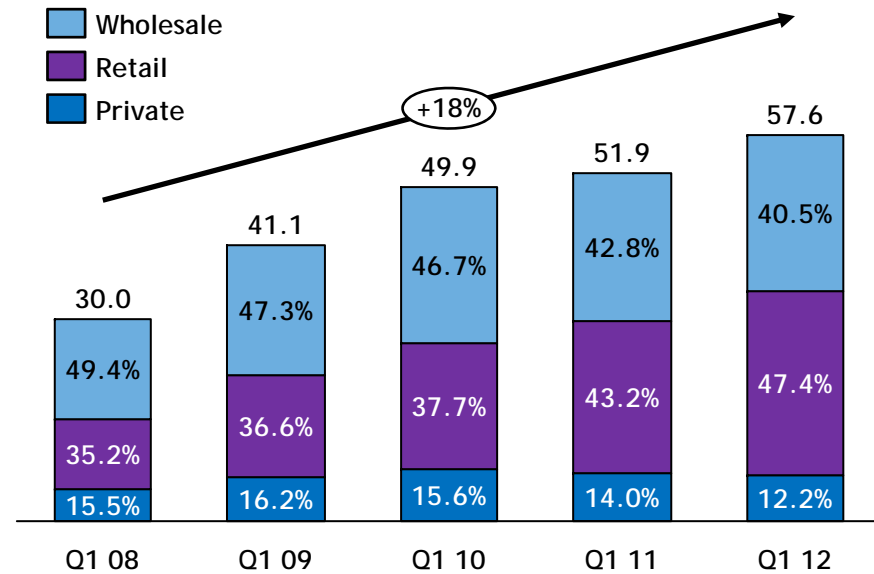
- Total NPAs decreased by AED 285 Mn in Q1 12 to reach AED 5,700 Mn (31 Dec 11 : AED 5,985).
- NPAs ratio at 8.5% as at 31 Mar 2012 (8.7% at end Q4 2011) with a coverage of 70.2% (31 Dec 2011: 66.8%).
- Collective provisions of AED 798 Mn at end of Q1 2012 represents 1.70% of Customer RWAs.
- Individual provisions of AED 2,368 Mn at 52.5% of impaired NPAs at end of Q1 2012 (31 Dec 2011: 49.8%).
- Total provisions of AED 3,166 Mn, represents 6.00% (31 Dec 2011: 5.81%) of Gross Financing portfolio.

Funding Profile

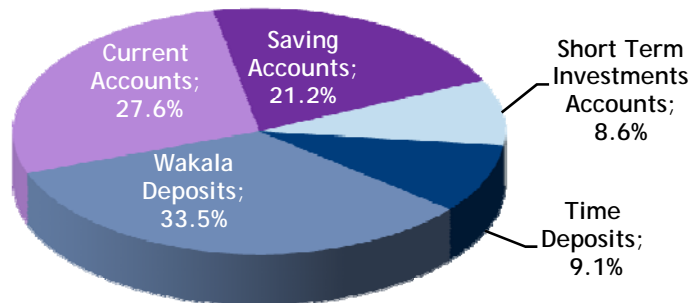
Composition of liabilities (AED 67.6 bn)



Customers' Deposits by Segment



Customers' Deposits by Type



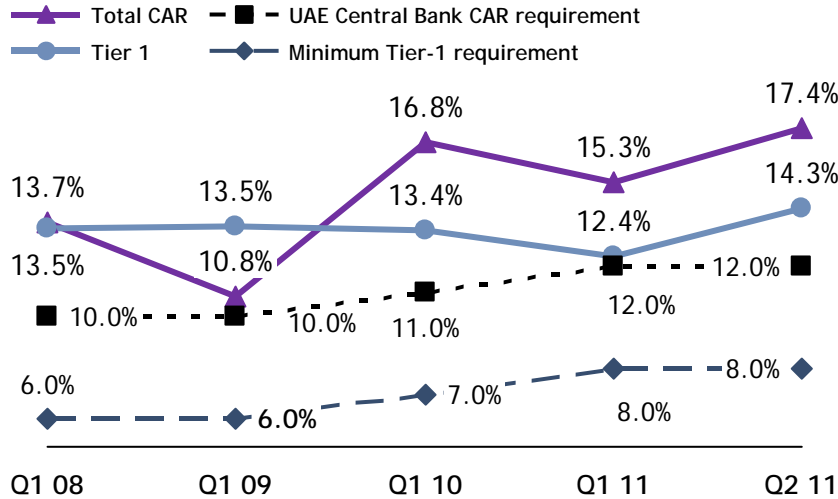
Highlights

- Wholesale and Retail segment to remain as major source of deposits.
- Diversified deposits by type - main deposit contributors are individuals and government/public sectors.

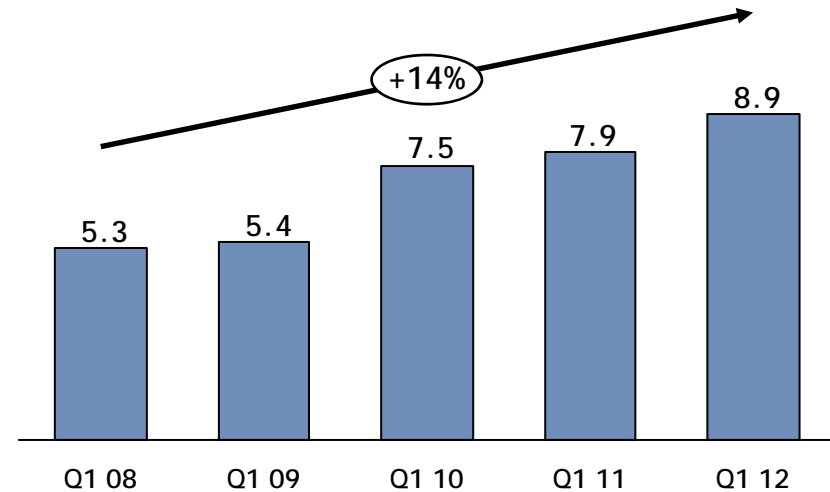
Capital

ADIB's CAR of 17.40% remains above the Central Bank threshold of 12% for CAR

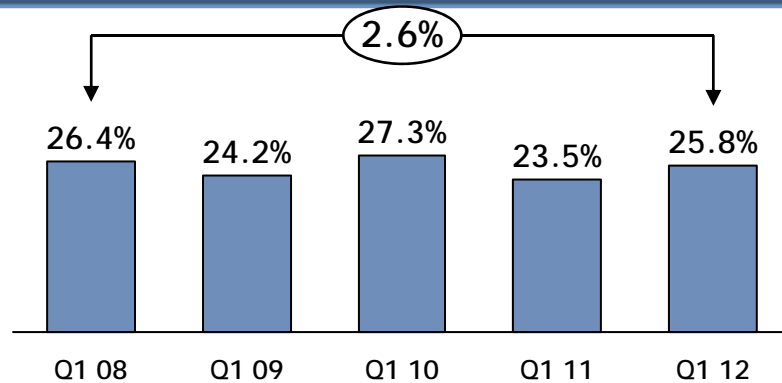
Capital Adequacy (%)



Total equity and reserves (AED Bn)



Liquidity ratio* %



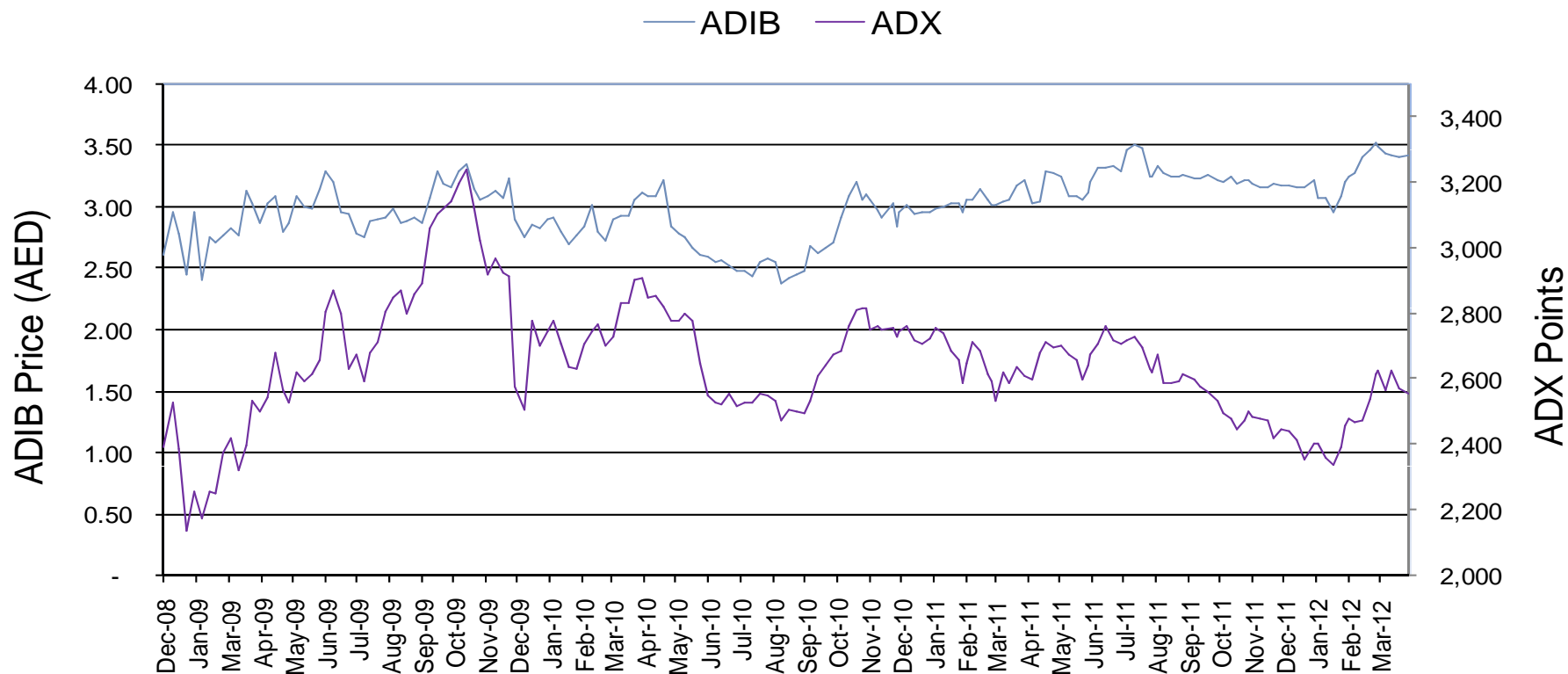
Key points

- Basel-II total Capital Adequacy ratio at end of Q1 2012 at 17.40% comfortably above the minimum UAE Central Bank requirement of 12%.
- Basel-II Tier I ratio at 14.26% at the end of Q1 2012 above the 8% minimum required by UAE Central Bank.

Shareholders' Return

- 31 March 2012 share price was AED 3.42 per share.
- Cash dividend of 24.42% for 2011 (Cash dividend of 21.64% for 2010).
- 2011 Total Yield of ADIB share - 7.7%. (2010: 7.3%)

ADIB vs ADX



Outlook - 2012

1

We believe that 2012 will be another challenging year as the global financial crises enters its fourth year, and will therefore continue to implement our cautious growth strategy by entering new markets and servicing new segments in a prudent manner.

2

We will continue to increase our individual/specific reserves as a leading credit policy bank .

3

We will continue to build up collective/general provisions as is prudent, despite having reached 1.70% of customer risk weighted assets

4

We will continue to grow our Retail Banking presence across the UAE where we want to be the leading financial services provider in all our targeted client segments.

5

We continue to build our Wholesale Banking, Private Banking, Community Banking and Capital Markets businesses.

6

We will continue to diversify the sources and structure of our revenue

7

We continue to invest in infrastructure, delivery channels, and people and expect our cost to income ratio to reflect this.

Business Overview

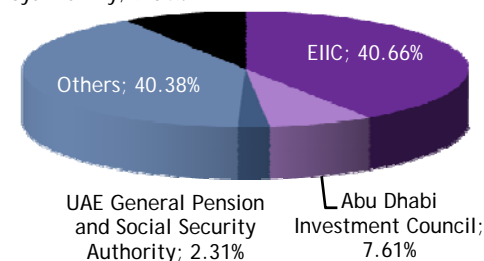
- Ownership & Corporate Structure
- ADIB Strategy
- Business Segments
- Retail banking overview
- Wholesale banking overview
- Private banking overview

Ownership & Corporate Structure

ADIB Ownership

- ADIB is mainly owned by UAE nationals and companies, including a number of members of the Abu Dhabi royal family.
- The Bank's main shareholder is EIIC, which is a private holding company, wholly-owned by members of the Abu Dhabi Royal Family.
- EIIC considers ADIB as one of its strategic holdings, and has shown support to the Bank in the past (as evidenced by its subscription on the convertible Sukuk in 2007)

Members of AD Royal Family; 9.04%



Subsidiaries



- Abu Dhabi Islamic Securities Company (95%) is a brokerage firm established in 2005



- Burooj Properties (100%) is a real estate company established in 2005



- Kawader Services Company (100%) is a recruitment consulting company, dedicated solely to ADIB



- Saudi Installment House (51%) is a retail finance company working in Saudi Arabia

Associates



- National Bank for Development (49%) provides banking services in Egypt



- Bosna Bank International (27%) is an Islamic bank based in Bosnia



- BBI Leasing and Real Estate Company (32%) operates in Bosnia



- Abu Dhabi National Takaful (40%) offers insurance services

- Since inception the Financial Services and Real Estate business have been run independently, and on an arms-length basis of each other, under the Abu Dhabi Islamic Bank and Burooj business structures respectively.
- The Group Financial Services and Real Estate businesses are the responsibility of two separate management teams.

ADIB Strategy

To be a top tier Islamic financial services group
by
Providing Islamic financial services for the global community

Build Market Leadership at Home

- The key customer service sectors are Private Banking, Personal Banking, Business Banking and Wholesale Banking, supported by Cards, Transaction Banking, Treasury, Corporate Finance, Investment Banking and Wealth Management.
- ADIB's retail presence will continue to aim for market leadership.
- At the heart of ADIB's new customer-centric approach is a greater bank-wide focus on customer services.

Create an Integrated Financial Services Group

- ADIB continues to build a diversified Islamic financial services model.
- Currently ADIB provides customers access to Real Estate Management and Advisory (Burooj), Takaful insurance (through Abu Dhabi National Takaful Company) and brokerage (through ADIB Securities Company).

Pursue International Growth Opportunities

- With the growing acceptance of Islamic banking worldwide, ADIB is increasingly turning its attention to replicating its business model through systematic geographic expansion.
- ADIB's international expansion began in Egypt with the acquisition of 49% of National Bank of Development and in Bosnia with the 27% stake in Bosna Bank International, and continues with the establishment of Iraq, Qatar, UK operations.
- ADIB is also in the process of applying for banking licenses in a range of other countries.

Simple & Sensible

Transparency

Mutual Benefits

Hospitality & Tolerance

Shari'a Inspired

Business Segments

Retail Banking

63% of net revenues*

- **Personal Banking Division** provides services for individuals clients, while the **Business Banking Division** services the needs of SMEs.
- These services include a variety of Shari'a compliant financing.

Wholesale Banking

27% of net revenues*

- **Wholesale Banking** encompasses the corporate, financial institutions and public sector divisions of the Bank. The array of services was recently increased to include transaction banking and corporate finance / investment banking.
- **Direct Investment Unit** is a small and dedicated team that focuses on the Bank's investment process from incubation to exit.

Private Banking

8% of net revenues*

- **Private Banking** focuses on high and ultra high net worth individuals and non profit organizations.
- **Wealth Management** concentrates on developing, marketing and servicing a wide range of wealth management products (including third party and ADIB proprietary funds) for high net worth, affluent and mass market.

Treasury Division

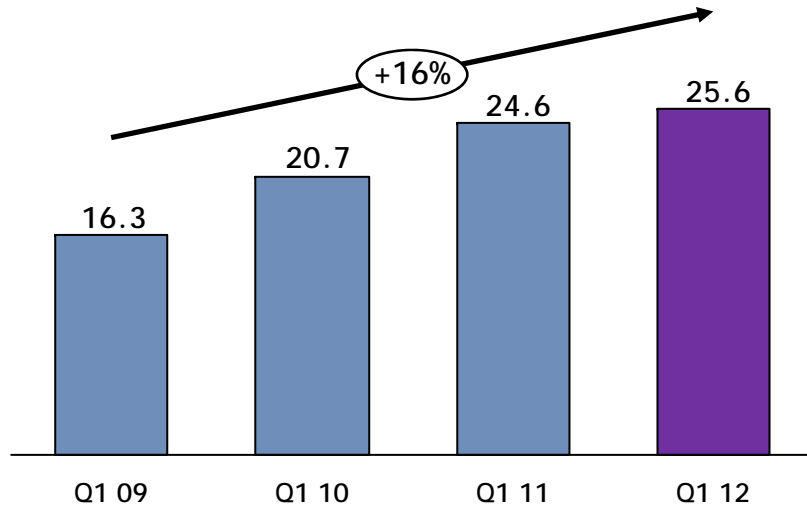
2% of net revenues*

- **Treasury Division** is primarily concerned with the oversight of the Bank's assets and liabilities management and the overall financial structure (funding, liquidity FX, Capital Markets and other financial market related activities).

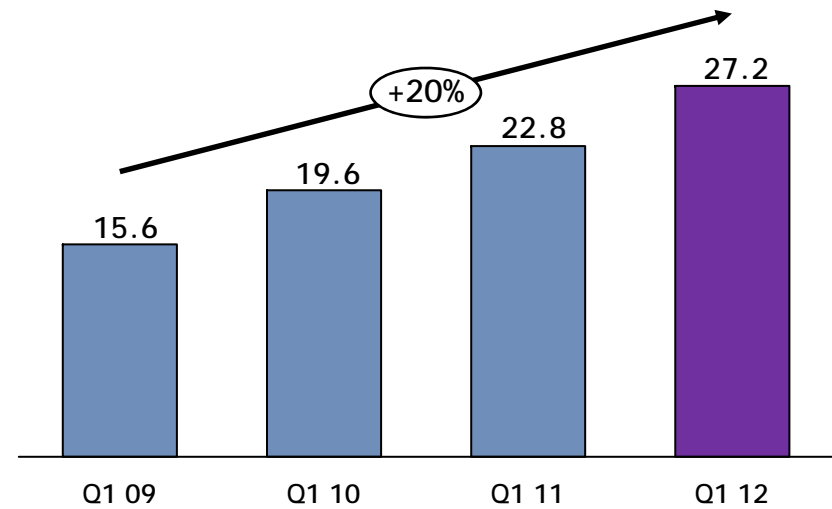
**Figures as of 31 March 2012 financial statements*

Retail banking overview

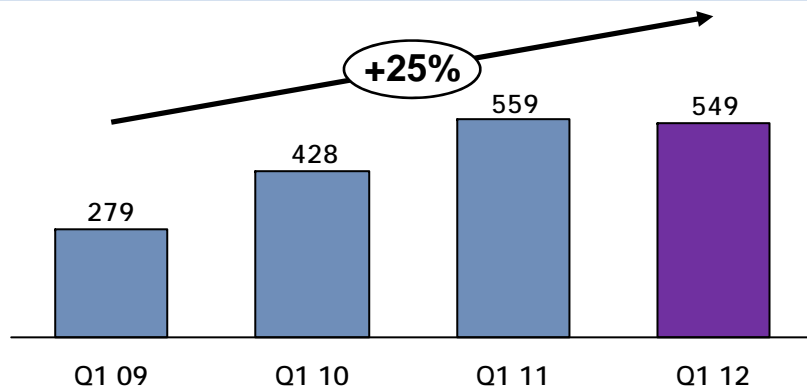
Assets (AED Bn)



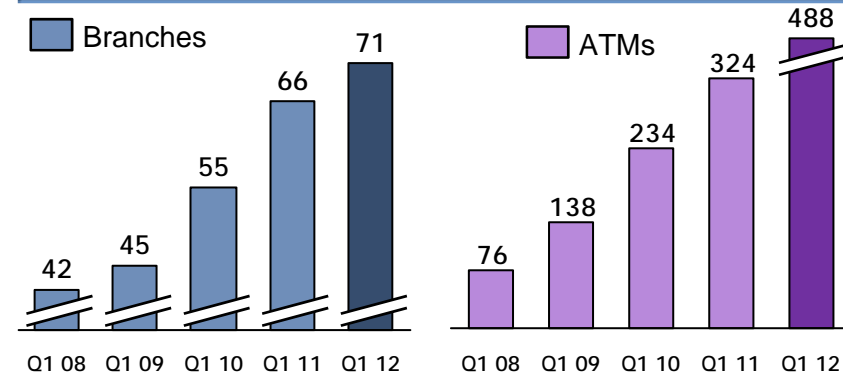
Liabilities (AED Bn)



Revenues (AED Mn)

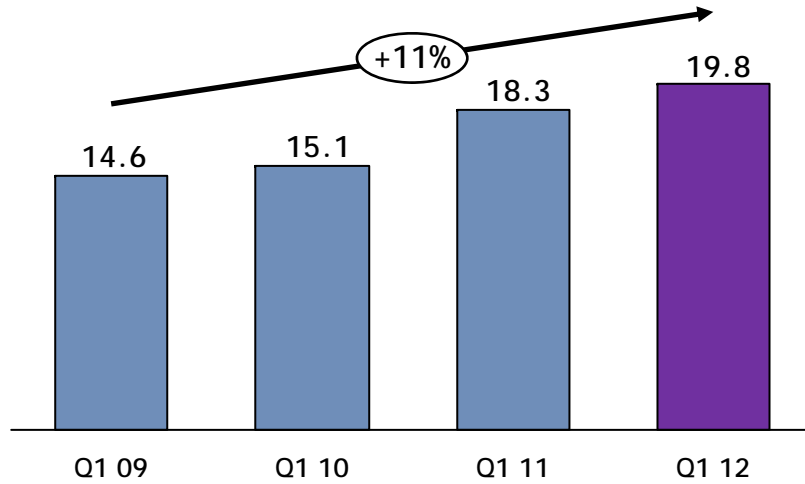


UAE retail network

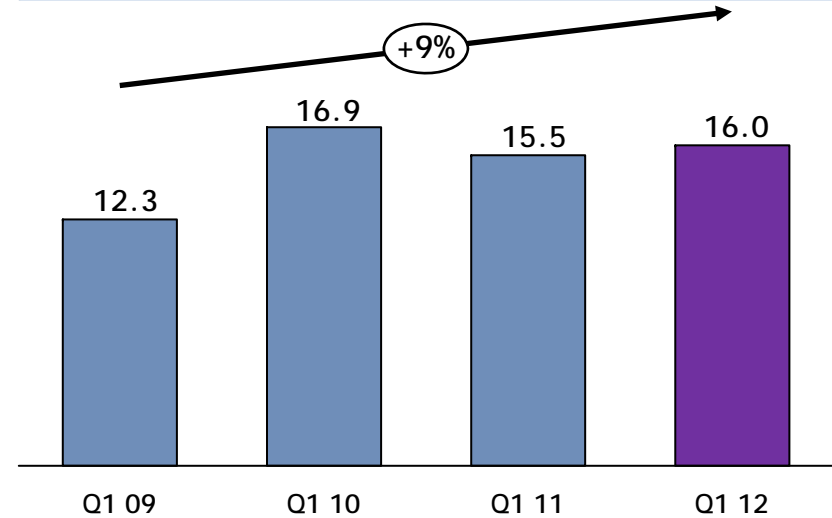


Wholesale banking overview

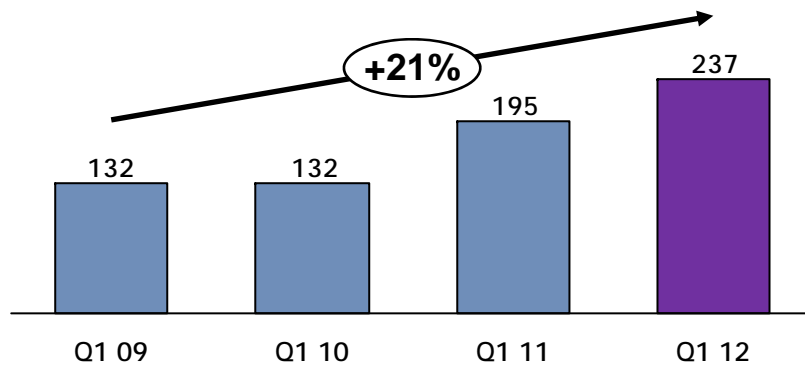
Assets (AED Bn)



Liabilities (AED Bn)



Revenues (AED Mn)

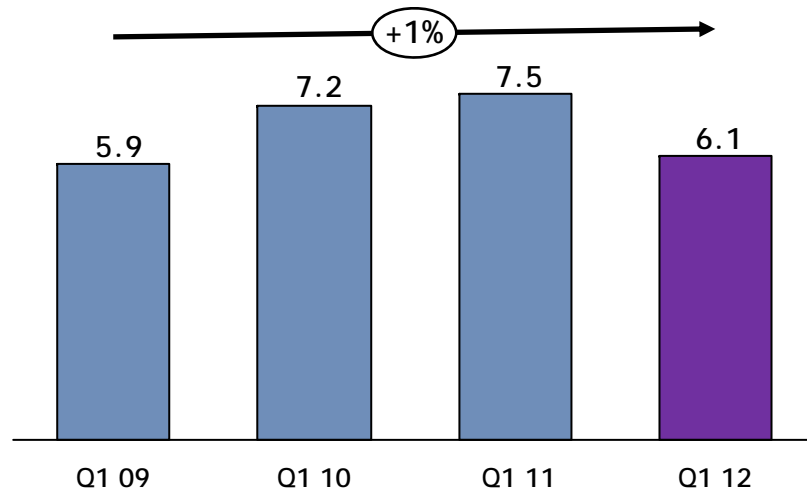


Highlights

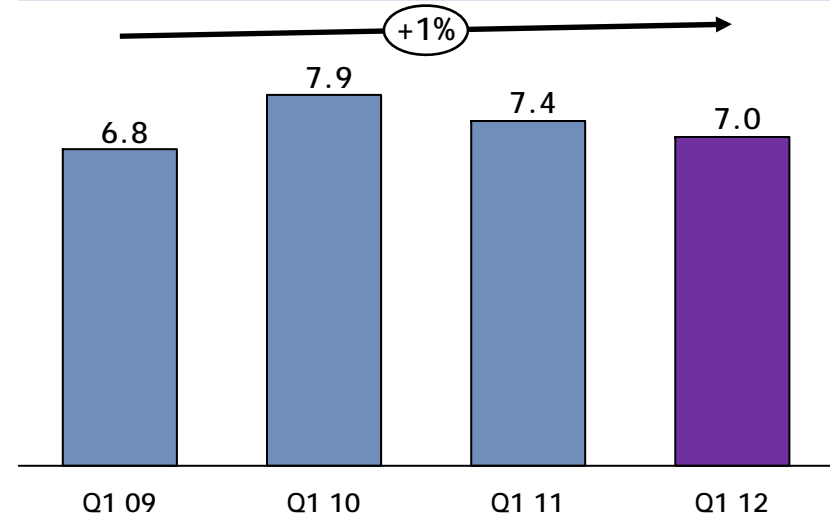
- Segment assets growth in last 3 year - 36%.
- Segment liabilities growth in last 3 years - 30%.
- Segment revenues growth in last 3 year - 80%

Private banking overview

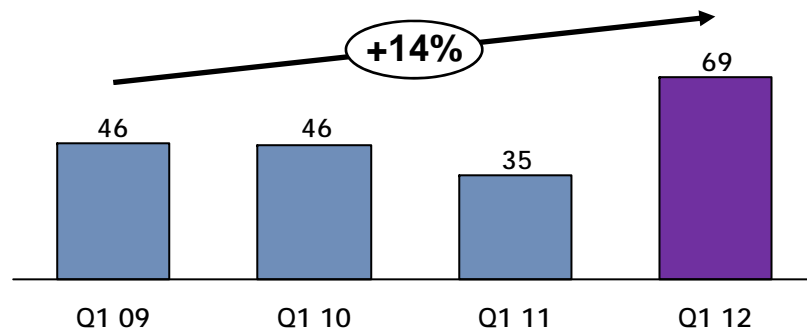
Assets (AED Bn)



Liabilities (AED Bn)



Revenues (AED Mn)



Highlights

- Growth in segment assets of 3% in last 3 years.
- Growth in segment liabilities of 3% in last 3 years.
- Segment revenues were increased by 50% in last 3 years.

Appendix

- Consolidated Income Statement
- Consolidated Balance Sheet
- Key income parameters - Bank only
- An award winning Islamic Bank
- Rating Excerpts
- Executive Management Biographies

Consolidated Income Statement

AED Mn	Q1 11	Q4 11	Q1 12	% chg Q1 12 vs Q1 11	% chg Q1 12 vs Q4 11
Revenues	808.8	884.1	870.8	7.7%	-1.5%
Net Revenue from Funds	664.7	761.5	722.6	8.7%	-5.1%
Fees & commission	111.2	94.0	108.8	-2.1%	15.8%
Investment income	30.4	14.0	27.2	-10.5%	93.9%
Foreign Exchange	0.2	7.9	12.0	5634.0%	52.2%
Other income	2.4	6.8	0.2	-92.7%	-97.5%
Expenses	344.6	393.0	377.4	9.5%	-4.0%
Employee cost	216.0	234.7	224.6	4.0%	-4.3%
Premises	30.2	41.5	38.1	26.0%	-8.2%
Depreciation	20.8	25.0	26.5	27.4%	6.2%
Other Operating expenses	77.6	91.9	88.2	13.7%	-4.0%
Operating Profit - Margin	464.2	491.1	493.4	6.3%	0.5%
Provision for impairment	159.6	274.9	186.1	16.6%	-32.3%
- Individual / Specific	126.2	148.4	121.7	-3.6%	-18.0%
- Collective / General	27.5	134.9	35.1	27.5%	-74.0%
- Others	5.8	(8.3)	29.3	406.4%	450.9%
Net Profit	304.6	216.2	307.3	0.9%	42.1%

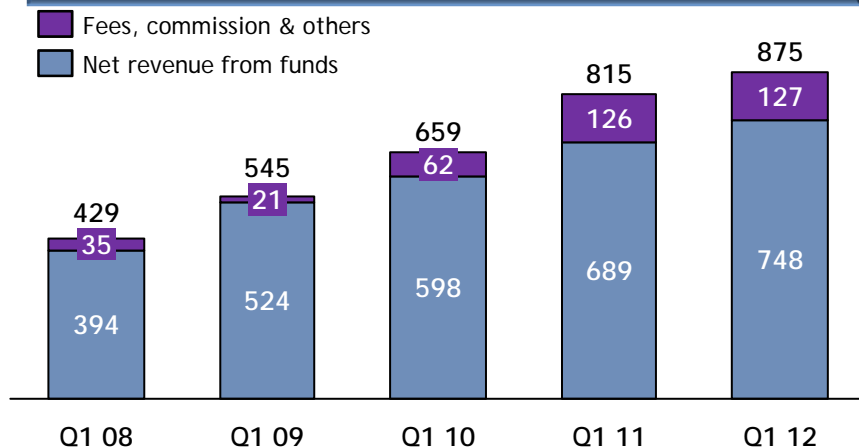
Consolidated Balance Sheet

AED Mn	31 Mar 2011	31 Dec 2011	31 Mar 2012	% chg 31 Mar 2012 vs 31 Dec 2011	% chg 31 Mar 2012 vs 31 Mar 2011
Cash and balances with Central Banks	5,995	11,207	10,480	-6.5%	74.8%
Due from financial institutions	11,203	7,732	9,556	23.6%	-14.7%
Net Customer financing	48,134	48,831	49,615	1.6%	3.1%
Investments	1,402	1,653	1,772	7.2%	26.4%
Investment in associates	844	852	855	0.4%	1.2%
Investment and development properties	1,246	1,122	1,122	-	-9.9%
Other assets / fixed assets	2,653	2,939	3,112	5.9%	17.3%
TOTAL ASSETS	71,477	74,335	76,513	2.9%	7.0%
Due to financial institutions	1,129	1,931	1,441	-25.4%	27.6%
Customers' deposits	51,912	55,172	57,550	4.3%	10.9%
Other liabilities	2,715	1,863	1,793	-3.7%	-34.0%
Tier 2 wakala capital	2,207	2,207	2,207	-	-
Sukuk payable	5,607	4,591	4,591	-	-18.1%
TOTAL LIABILITIES	63,571	65,764	67,582	2.8%	6.3%
Share capital	2,365	2,365	2,365	-	-
Tier 1 sukuk	2,000	2,000	2,000	-	-
Proposed dividend	-	578	578	-	100%
Reserves	3,542	3,629	3,989	9.9%	12.6%
TOTAL EQUITY	7,907	8,571	8,931	4.2%	13.0%
TOTAL LIABILITIES AND EQUITY	71,477	74,335	76,513	2.9%	7.0%

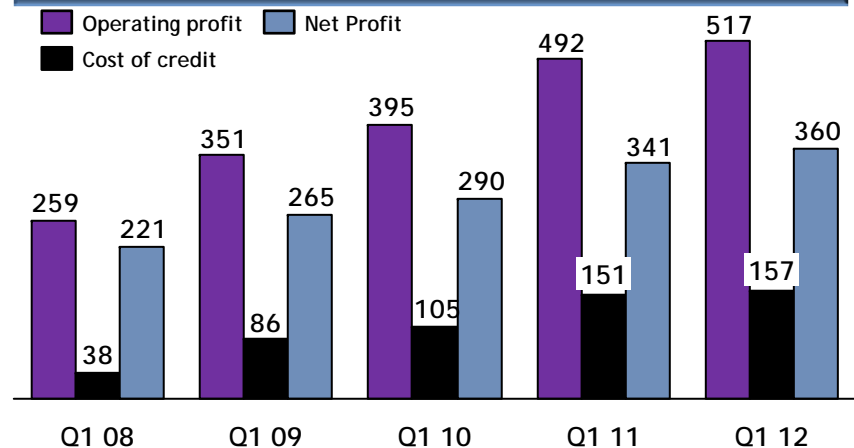
Key income parameters - Bank only

Q1 2012

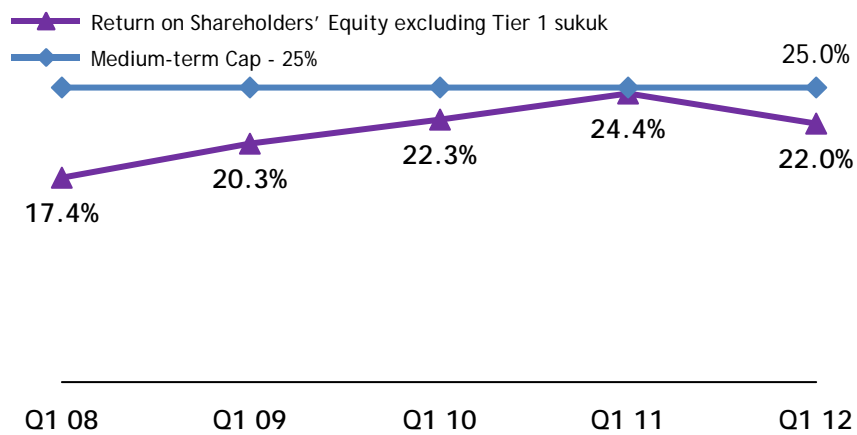
Revenues (AED Mn)



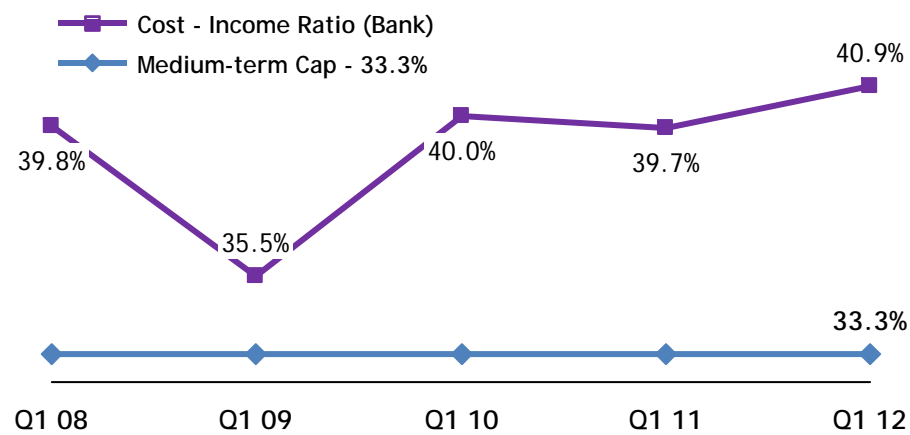
Net Profit (AED Mn)



Return on Shareholders' Equity (%)



Cost to Income Ratio (%)



An award winning Islamic Bank

Franchise Awards



"Best Islamic Bank Globally" by Islamic Business & Finance for 2010 & 2011
December 2010 & 2011



"Best Corporate Bank" for 2011 by Islamic Business & Finance
December 2011



"Best Islamic Bank" in the UAE for 2010 and 2011
November 2010 & February 2012



"Best Islamic Bank" in the UAE for 2010 and 2011 by Islamic Finance News
January 2011 & 2012



Best Islamic Bank in 2011 in the UAE by Global finance
September 2011



"Best Islamic Bank" in the Middle East by Bankers Middle East for 2010 & 2011
June 2010 & 2011

An award winning Islamic Bank

Franchise Awards



“Fastest Growing Bank in the UAE in 2011” by Banker Middle East
June 2011



“Best Ladies Banking Service”
By Banker Middle East Product Award
March 2011



Rated amongst the best 10 companies in the UAE by Forbes

February 2012



“Rated amongst the best 10 companies in the UAE” by Arabian Business

February 2012

An award winning Islamic Bank

Product & Marketing



“Best Deal in the UAE”

by Islamic Finance News 2010
(Emirates Steel)

January 2011



“Best SME Card” award by
Banker Middle East Product Award

March 2011

Human resources development



Emirates Institute of Banking &
Financial Studies HRD Award for
Emiratisation

February 2010 & 2012

Customer Services Awards



Number 1 bank in Customer
service in the UAE by Ethos Consultancy

October 2011



أفضل شبكة فروع في عام
٢٠١١ - إيثوس للاستشارات

October 2011

Ratings Excerpts

"BFSR is supported by ADIB's solid financial fundamentals and its rapidly expanding Islamic franchise in the retail segment within the United Arab Emirates [...] Moody's assessment of a very high probability of systemic support in the event of need, reflecting ADIB's strong relationship with the Abu Dhabi government and its importance within the domestic banking system, as the second largest Islamic bank."



Moody's Investors Service

"A2" Stable
October 2011

"The Long- and Short-Term IDRs and Support Rating of Abu Dhabi Islamic Bank (ADIB) reflect the extremely high probability of support from the UAE authorities, if required. The Individual Rating reflects the bank's good liquidity, strong franchise and adequate capitalisation. It also reflects high concentrations in financing and rapid growth in a more challenging operating environment."

FitchRatings

"A+" Stable
December 2010

Executive Management Biographies

Executive Management Profile (I)

Tirad Marouf Mahmoud
Chief Executive Officer

Joined ADIB in March 2008. He holds a Bachelor degree (major in Corporate Finance) from Loyala of Concordia University in Montreal, Canada and has also completed the Executive Management Program at Wharton. He has previously worked at Citibank for 22 years on various assignments. His previous position was General Manager and Head of the Corporate and Investment Banking with Samba Financial Group, KSA.

Sarvesh Sarup
Global Head of
Retail Banking

Joined ADIB on Dec 2008. He holds Master of Business Administration from University of Delhi, India. He has 23 years of banking experience . Previously worked Citibank as Country Manager, India; Division Executive , UK / Germany and Retail Banking Head, EMEA.

Arif Usmani
Global Head of
Wholesale Banking

Joined ADIB on March 6th 2012. He holds a First Class B.Sc (Hons) degree from Imperial College, University of London and is an Associate of the Royal College of Science. He has previously worked for over 30 years with Citibank in 6 different countries including a stint as CRO of Samba Financial Group from October 2003 till August 2007. His last position was Chief Executive Officer with Citibank in Pakistan.

Masarrat Husain
Global Head of Risk

Joined ADIB on 3 June 2008. He holds a Masters in Business Administration from Tulane University, Louisiana, USA and BS of Science Chemical Engineering from Texas A&M University, Texas, USA. He has 33 years experience working with Citibank and SAMBA Financial Group, Riyadh. His previous position was GM/Deputy Chief Risk Officer with SAMBA Financial Group, Riyadh.

Majaz Khan
Global Head of Operations
& Technology

Joined ADIB on November 08, 2009. He holds an MBA from Central Michigan University and a Bachelors in Commerce from University of Karachi. He has worked with Citigroup in 5 countries (1981-2007). His previous position was Chief Operating Officer for Arab Bank, Plc - Amman Jordan (2007-2009).

Andrew Moir
Global Head of Strategy
& Finance

Joined ADIB on 1 October 2007. He holds B.Com (Hons.) Degree from Rhodes University and MBA from University of Cape Town. He previously worked at HSBC (1990-2007). His previous position was Chief Operating Officer, Sub Saharan Africa with HSBC Bank (2003-2007).

Osaid Kilani
Global Head of Shari'a

Holds a B.A. in Shari'a and Law and a Diploma in Islamic law. He has 16 years of banking experience. He is a member of Shari'a Standard Committee related to Accounting and Auditing Organisation for Islamic Financial Institutions in Bahrain

Executive Management Profile (II)

Stuart Crocker
Global Head of
Private Banking

Joined ADIB on the 1st of May 2011. He holds a Graduate Degree from the Royal Military Academy Sandhurst. His previous position was CEO HSBC Private Bank in UAE & Oman (2007-2011) and was a Member of the General Management heading client segmentation for HSBC in Geneva (2005-2007). He has spent 15 years in various leadership positions with Merrill Lynch in the UAE & UK.

Noble Power
Global Head of Human
Resources

Joined ADIB on 1 January 2012. He hold a Master's degree in Personnel Management & Industrial Relations and has worked for over 20 years with Global Banks in the Middle East, UK, USA, Europe, Asia and Africa. His previous position was Managing Director of Talent First Limited a UK based HR Consulting company.

Abdul Rahman Abdullah
Head of Strategic Clients
And Community Banking

Joined ADIB on 12 September 1998. He holds a Bachelor in Science. He has 29 years banking experience His previous position was Deputy Head of Private Banking Department at the National Bank of Abu Dhabi.

Bashar Jallad
Treasurer, UAE

Joined ADIB on 20 Jan 2008. He holds BA in Finance from Hillsdale College - Michigan, USA - 1989. He has 19 years banking experience. His previous position was Head of GCC Money Market - Financial Market Group with National Bank of Abu Dhabi.

Badaruzzaman Ahmed
Global Head of Corporate
Governance & Compliance

Joined ADIB on 12 January 1998. He holds a Bachelor of Commerce degree and professional certifications from The Institute of Internal Auditors (USA), Institute of Chartered Accountants (PAK), He has 19 years banking experience. His previous position was Assistant Manager - Internal Audit with Kuwait Finance House

Abdul Hakim Kanan
Global Head of Audit
and Risk Review

Joined ADIB on 18 April 2010. He holds a Certified Public Accountant (CPA) from State Board of Accountancy, New Hampshire, US. He also holds professional qualification CIA, CISA, CITP, CFSA, CFE and CGEIT. He has over 24 years of experience. His previous positions were Group Chief Internal Auditor of Dubai Islamic Bank.

Abdulla Al Shahi
Head of International
Expansion

Joined ADIB in November 1998. He holds an MBA from the UAE University. He has 19 years banking experience. His previous position was as a branch manager for Oman Housing Bank.

Executive Management Profile (III)

Waheeb Al Khazraji
Head of Human Resource,
UAE

Joined ADIB on 10 December 2005 . He holds Chemical Engineering and MBA degrees along with Chartered Human Resource Consultant (CHRC), Canada and Chartered in Personal Development (CIPD), UK. He has 6 years banking experience. His previous position was HR & Training Manager with ADCO, Abu Dhabi.

Dr. Abdulrahman Yousif Habil
Head of Legal, UAE

Joined ADIB on 3 August 2000. He holds a PhD. (Islamic Legal Theory) and a Master of Laws from Indiana University, USA. He has 11 years of banking experience. His previous positions were Legal and Shari'a Consultant for ABC Islamic Bank and Legal Consultant for the Department of Ports and Customs, Dubai.

Ahsan Ahmad Akhtar
Group Financial Controller

Joined ADIB on 9 April 2008. He is a Chartered Accountant from the UK and holds a Bachelor of Science degree in Accounting & Finance from the London School of Economics and Political Science. He has previously worked with Pricewaterhouse Coopers (1991- 1998) and Citibank (1998-2008). His previous position was Country CFO with Citibank, Pakistan.

Disclaimer

The information contained herein has been prepared by Abu Dhabi Islamic Bank PJSC (ADIB). ADIB relies on information obtained from sources believed to be reliable but does not guarantee its accuracy or completeness.

This presentation has been prepared for information purposes only and is not and does not form part of any offer for sale or solicitation of any offer to subscribe for or purchase or sell any securities nor shall it part of it form the basis of or be relied on in connection with any contract or commitment whatever.

Some of this information in this presentation may contain projections or other forward-looking statements regarding future events or the future financial performance of ADIB. These forward-looking statements include all matters that are not historical facts. The inclusion of such forward-looking information shall not be regarded as representation by ADIB or any other person that the objectives or plans of ADIB will be achieved. ADIB undertakes no obligation to publicly update or publicly revise any forward-looking statement, whatever as a result of new information, future events or otherwise.